



# Full wwPDB X-ray Structure Validation Report ⓘ

Feb 15, 2017 – 04:55 am GMT

PDB ID : 1K5D  
Title : Crystal structure of Ran-GPPNHP-RanBP1-RanGAP complex  
Authors : Seewald, M.J.; Koerner, C.; Wittinghofer, A.; Vetter, I.R.  
Deposited on : 2001-10-10  
Resolution : 2.70 Å(reported)

This is a Full wwPDB X-ray Structure Validation Report for a publicly released PDB entry.

We welcome your comments at [validation@mail.wwpdb.org](mailto:validation@mail.wwpdb.org)

A user guide is available at

<http://wwpdb.org/validation/2016/XrayValidationReportHelp>

with specific help available everywhere you see the ⓘ symbol.

---

The following versions of software and data (see [references ⓘ](#)) were used in the production of this report:

MolProbity : 4.02b-467  
Mogul : 1.7.2 (RC1), CSD as538be (2017)  
Xtriage (Phenix) : 1.9-1692  
EDS : trunk28620  
Percentile statistics : 20161228.v01 (using entries in the PDB archive December 28th 2016)  
Refmac : 5.8.0135  
CCP4 : 6.5.0  
Ideal geometry (proteins) : Engh & Huber (2001)  
Ideal geometry (DNA, RNA) : Parkinson et al. (1996)  
Validation Pipeline (wwPDB-VP) : recalc28949

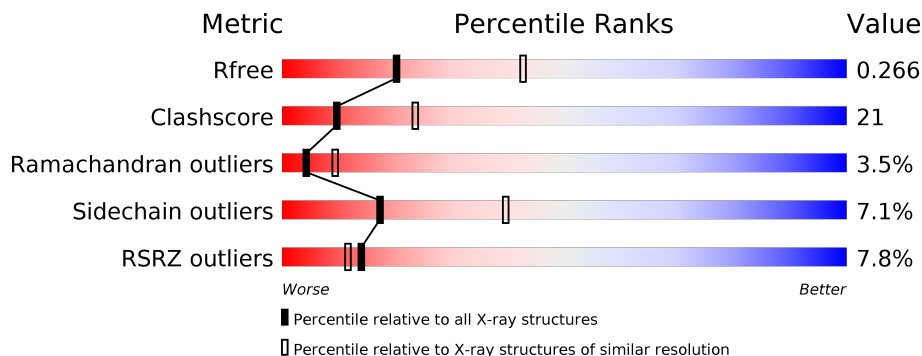
# 1 Overall quality at a glance

The following experimental techniques were used to determine the structure:

*X-RAY DIFFRACTION*

The reported resolution of this entry is 2.70 Å.

Percentile scores (ranging between 0-100) for global validation metrics of the entry are shown in the following graphic. The table shows the number of entries on which the scores are based.



Metric	Whole archive (#Entries)	Similar resolution (#Entries, resolution range(Å))
$R_{free}$	100719	2259 (2.70-2.70)
Clashscore	112137	2590 (2.70-2.70)
Ramachandran outliers	110173	2550 (2.70-2.70)
Sidechain outliers	110143	2550 (2.70-2.70)
RSRZ outliers	101464	2275 (2.70-2.70)

The table below summarises the geometric issues observed across the polymeric chains and their fit to the electron density. The red, orange, yellow and green segments on the lower bar indicate the fraction of residues that contain outliers for  $\geq 3$ , 2, 1 and 0 types of geometric quality criteria. A grey segment represents the fraction of residues that are not modelled. The numeric value for each fraction is indicated below the corresponding segment, with a dot representing fractions  $\leq 5\%$ . The upper red bar (where present) indicates the fraction of residues that have poor fit to the electron density. The numeric value is given above the bar.

Mol	Chain	Length	Quality of chain
1	A	216	
1	D	216	
1	G	216	
1	J	216	
2	B	201	
2	E	201	

*Continued on next page...*

*Continued from previous page...*

Mol	Chain	Length	Quality of chain
2	H	201	
2	K	201	
3	C	386	
3	F	386	
3	I	386	
3	L	386	

## 2 Entry composition [i](#)

There are 6 unique types of molecules in this entry. The entry contains 22738 atoms, of which 0 are hydrogens and 0 are deuteriums.

In the tables below, the ZeroOcc column contains the number of atoms modelled with zero occupancy, the AltConf column contains the number of residues with at least one atom in alternate conformation and the Trace column contains the number of residues modelled with at most 2 atoms.

- Molecule 1 is a protein called GTP-binding nuclear protein RAN.

Mol	Chain	Residues	Atoms					ZeroOcc	AltConf	Trace
			Total	C	N	O	S			
1	A	206	Total 1652	C 1067	N 284	O 295	S 6	0	0	0
1	D	206	Total 1652	C 1067	N 284	O 295	S 6	0	0	0
1	G	206	Total 1652	C 1067	N 284	O 295	S 6	0	0	0
1	J	206	Total 1652	C 1067	N 284	O 295	S 6	0	0	0

- Molecule 2 is a protein called Ran-specific GTPase-activating protein.

Mol	Chain	Residues	Atoms					ZeroOcc	AltConf	Trace
			Total	C	N	O	S			
2	B	146	Total 1216	C 769	N 214	O 226	S 7	0	0	0
2	E	146	Total 1216	C 769	N 214	O 226	S 7	0	0	0
2	H	146	Total 1216	C 769	N 214	O 226	S 7	0	0	0
2	K	146	Total 1216	C 769	N 214	O 226	S 7	0	0	0

- Molecule 3 is a protein called Ran GTPase activating protein 1.

Mol	Chain	Residues	Atoms					ZeroOcc	AltConf	Trace
			Total	C	N	O	S			
3	C	344	Total 2698	C 1699	N 469	O 522	S 8	0	0	0
3	F	344	Total 2698	C 1699	N 469	O 522	S 8	0	0	0
3	I	344	Total 2698	C 1699	N 469	O 522	S 8	0	0	0
3	L	344	Total 2698	C 1699	N 469	O 522	S 8	0	0	0

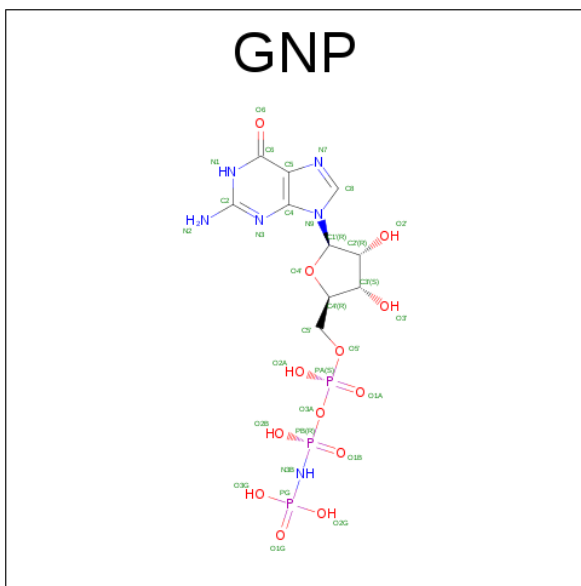
There are 4 discrepancies between the modelled and reference sequences:

Chain	Residue	Modelled	Actual	Comment	Reference
C	2	ALA	SER	SEE REMARK 999	UNP P41391
F	2	ALA	SER	SEE REMARK 999	UNP P41391
I	2	ALA	SER	SEE REMARK 999	UNP P41391
L	2	ALA	SER	SEE REMARK 999	UNP P41391

- Molecule 4 is MAGNESIUM ION (three-letter code: MG) (formula: Mg).

Mol	Chain	Residues	Atoms	ZeroOcc	AltConf
4	G	1	Total Mg 1 1	0	0
4	J	1	Total Mg 1 1	0	0
4	A	1	Total Mg 1 1	0	0
4	D	1	Total Mg 1 1	0	0

- Molecule 5 is PHOSPHOAMINOPHOSPHONIC ACID-GUANYLATE ESTER (three-letter code: GNP) (formula: C<sub>10</sub>H<sub>17</sub>N<sub>6</sub>O<sub>13</sub>P<sub>3</sub>).



Mol	Chain	Residues	Atoms	ZeroOcc	AltConf
5	A	1	Total C N O P 32 10 6 13 3	0	0
5	D	1	Total C N O P 32 10 6 13 3	0	0

*Continued on next page...*

*Continued from previous page...*

Mol	Chain	Residues	Atoms					ZeroOcc	AltConf
5	G	1	Total	C	N	O	P	0	0
			32	10	6	13	3		
5	J	1	Total	C	N	O	P	0	0
			32	10	6	13	3		

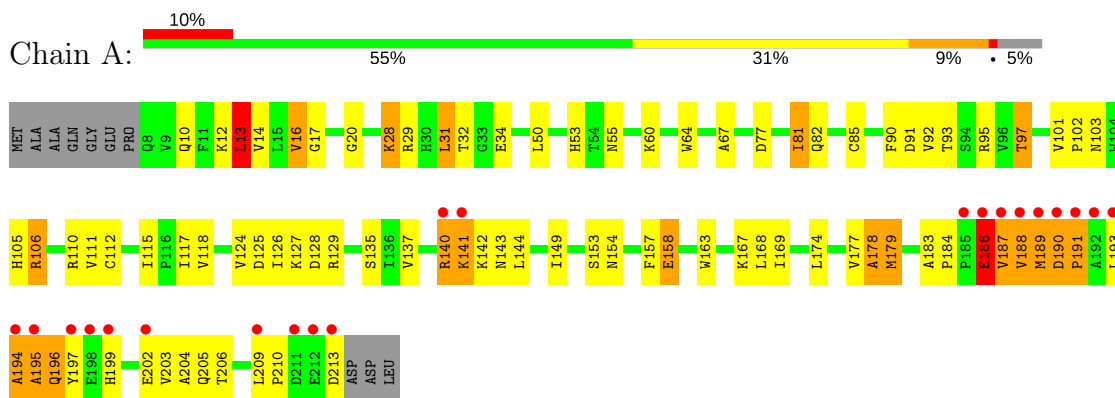
- Molecule 6 is water.

Mol	Chain	Residues	Atoms		ZeroOcc	AltConf
6	A	24	Total	O	0	0
			24	24		
6	B	3	Total	O	0	0
			3	3		
6	C	71	Total	O	0	0
			71	71		
6	D	29	Total	O	0	0
			29	29		
6	E	2	Total	O	0	0
			2	2		
6	F	47	Total	O	0	0
			47	47		
6	G	25	Total	O	0	0
			25	25		
6	H	5	Total	O	0	0
			5	5		
6	I	53	Total	O	0	0
			53	53		
6	J	31	Total	O	0	0
			31	31		
6	K	4	Total	O	0	0
			4	4		
6	L	48	Total	O	0	0
			48	48		

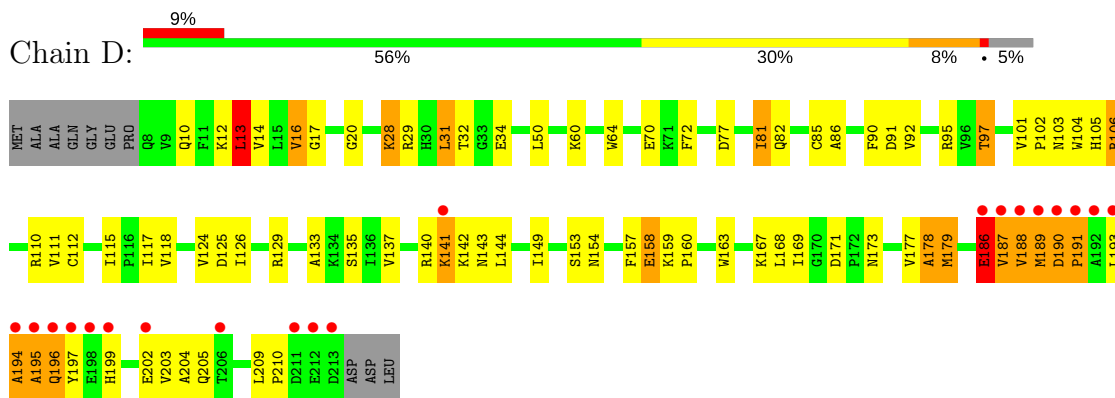
### 3 Residue-property plots [i](#)

These plots are drawn for all protein, RNA and DNA chains in the entry. The first graphic for a chain summarises the proportions of the various outlier classes displayed in the second graphic. The second graphic shows the sequence view annotated by issues in geometry and electron density. Residues are color-coded according to the number of geometric quality criteria for which they contain at least one outlier: green = 0, yellow = 1, orange = 2 and red = 3 or more. A red dot above a residue indicates a poor fit to the electron density ( $RSRZ > 2$ ). Stretches of 2 or more consecutive residues without any outlier are shown as a green connector. Residues present in the sample, but not in the model, are shown in grey.

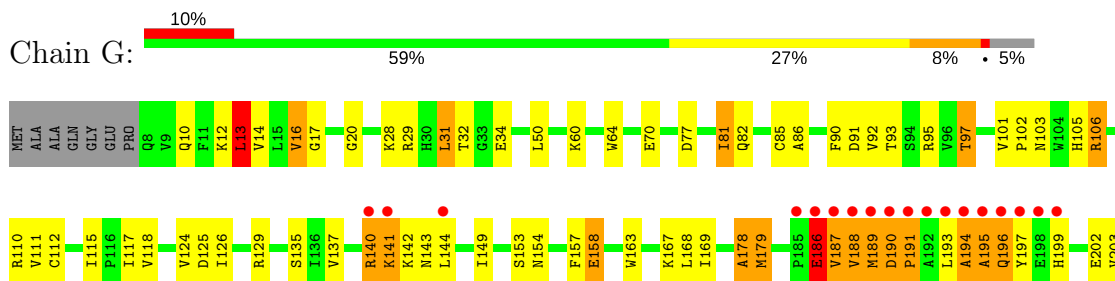
- Molecule 1: GTP-binding nuclear protein RAN

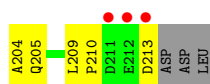


- Molecule 1: GTP-binding nuclear protein RAN

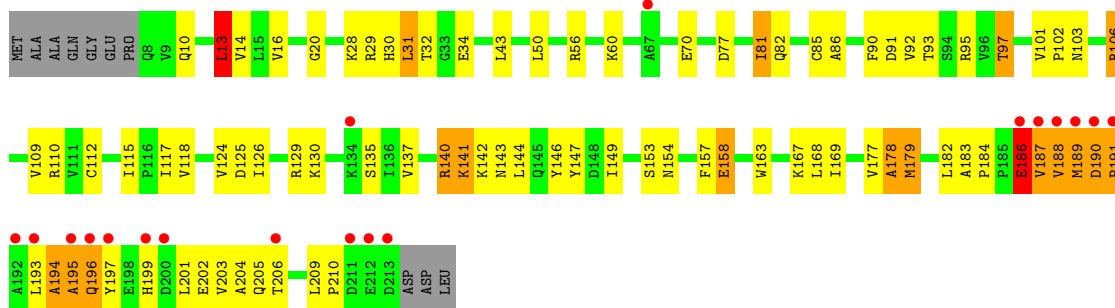


- Molecule 1: GTP-binding nuclear protein RAN

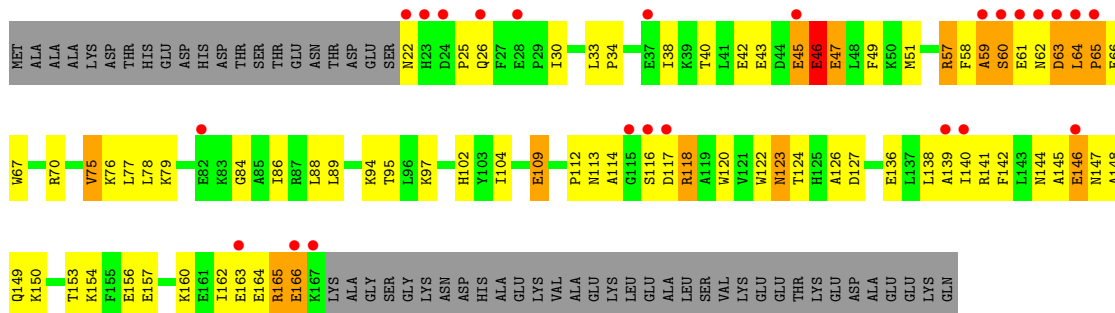




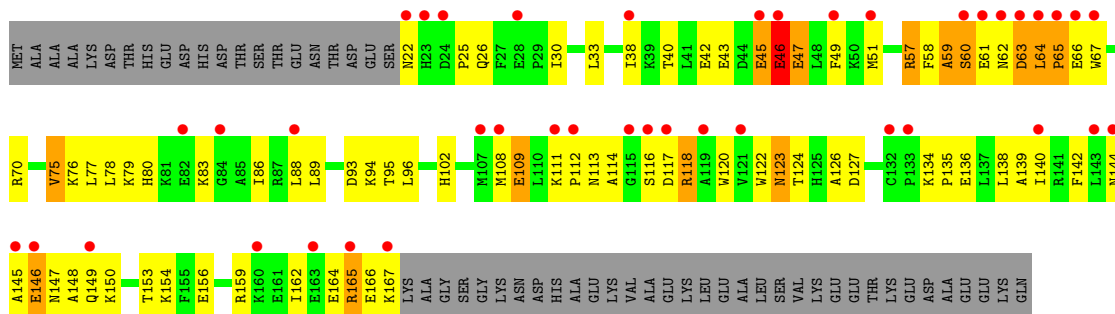
- Molecule 1: GTP-binding nuclear protein RAN



- Molecule 2: Ran-specific GTPase-activating protein



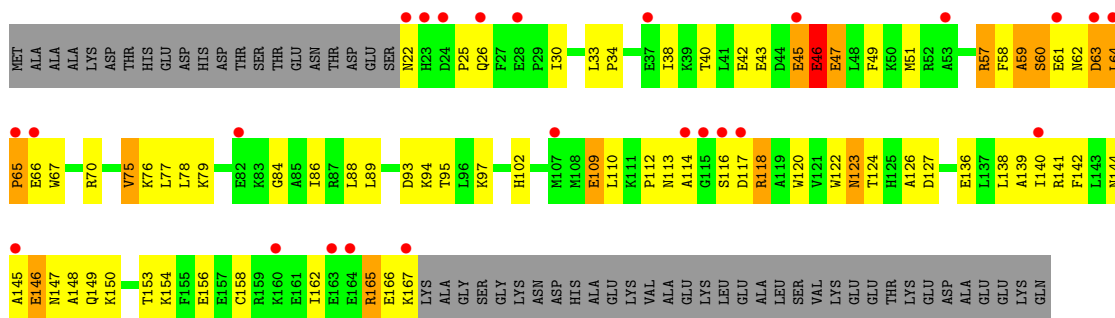
- Molecule 2: Ran-specific GTPase-activating protein



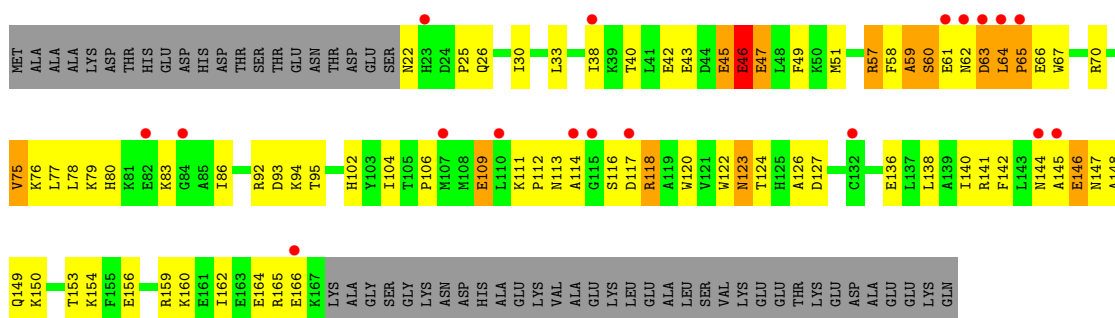
- Molecule 2: Ran-specific GTPase-activating protein



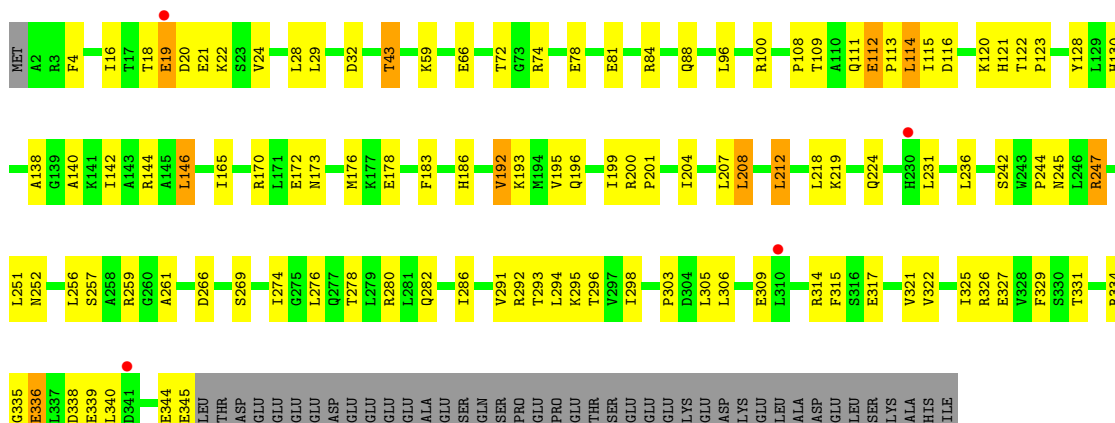




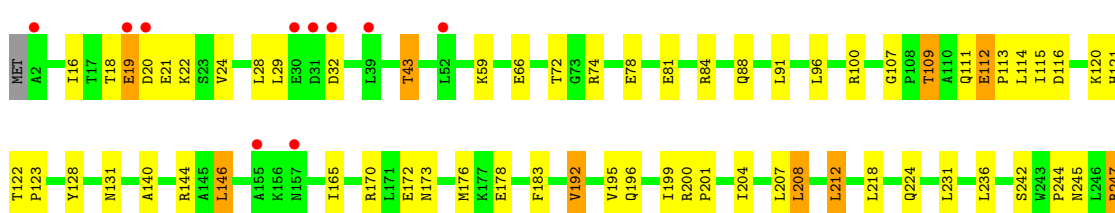
• Molecule 2: Ran-specific GTPase-activating protein

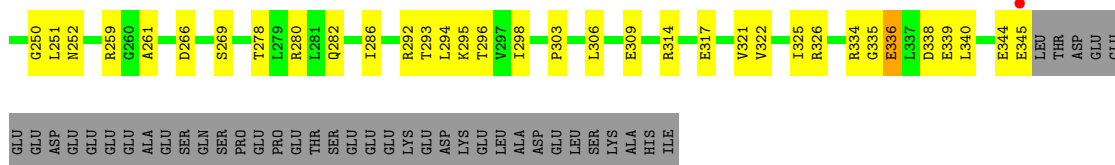


• Molecule 3: Ran GTPase activating protein 1

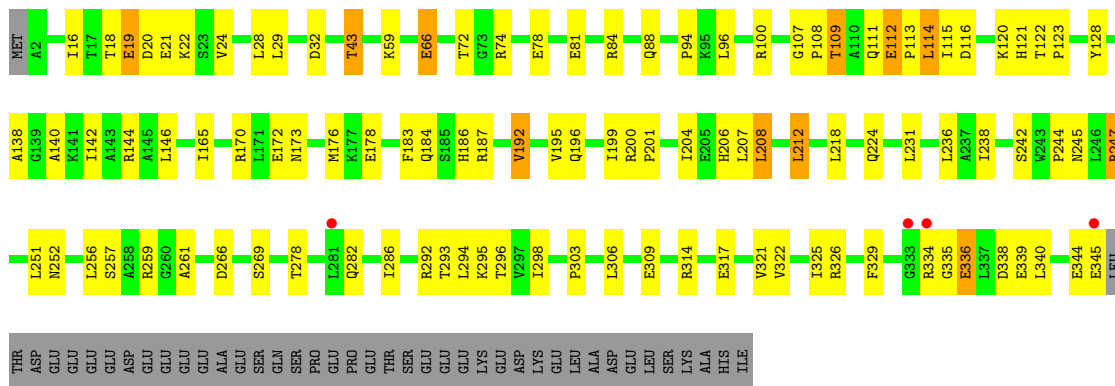


• Molecule 3: Ran GTPase activating protein 1

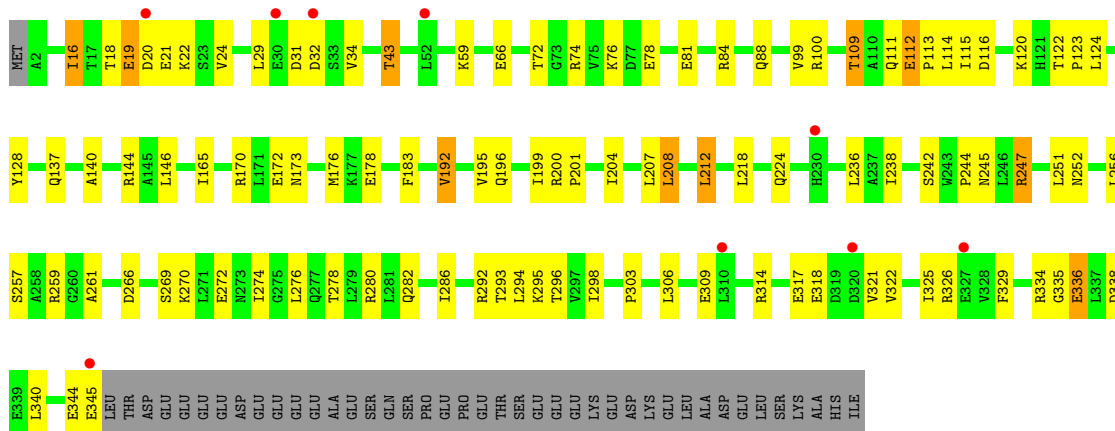




• Molecule 3: Ran GTPase activating protein 1



• Molecule 3: Ran GTPase activating protein 1



## 4 Data and refinement statistics

Property	Value	Source
Space group	P 1	Depositor
Cell constants a, b, c, $\alpha$ , $\beta$ , $\gamma$	101.55Å 103.11Å 120.18Å 71.59° 80.55° 67.78°	Depositor
Resolution (Å)	20.00 – 2.70 20.07 – 2.41	Depositor EDS
% Data completeness (in resolution range)	98.0 (20.00-2.70) 87.8 (20.07-2.41)	Depositor EDS
$R_{merge}$	0.12	Depositor
$R_{sym}$	(Not available)	Depositor
$\langle I/\sigma(I) \rangle$ <sup>1</sup>	1.22 (at 2.41Å)	Xtrriage
Refinement program	CNS 1.0	Depositor
R, $R_{free}$	0.237 , 0.267 0.237 , 0.266	Depositor DCC
$R_{free}$ test set	11398 reflections (9.93%)	DCC
Wilson B-factor (Å <sup>2</sup> )	51.9	Xtrriage
Anisotropy	0.183	Xtrriage
Bulk solvent $k_{sol}$ (e/Å <sup>3</sup> ), $B_{sol}$ (Å <sup>2</sup> )	0.30 , 56.0	EDS
L-test for twinning <sup>2</sup>	$\langle  L  \rangle = 0.49$ , $\langle L^2 \rangle = 0.32$	Xtrriage
Estimated twinning fraction	No twinning to report.	Xtrriage
$F_o, F_c$ correlation	0.92	EDS
Total number of atoms	22738	wwPDB-VP
Average B, all atoms (Å <sup>2</sup> )	58.0	wwPDB-VP

Xtrriage's analysis on translational NCS is as follows: *The largest off-origin peak in the Patterson function is 9.36% of the height of the origin peak. No significant pseudotranslation is detected.*

<sup>1</sup>Intensities estimated from amplitudes.

<sup>2</sup>Theoretical values of  $\langle |L| \rangle$ ,  $\langle L^2 \rangle$  for acentric reflections are 0.5, 0.333 respectively for untwinned datasets, and 0.375, 0.2 for perfectly twinned datasets.

## 5 Model quality

### 5.1 Standard geometry

Bond lengths and bond angles in the following residue types are not validated in this section: GNP, MG

The Z score for a bond length (or angle) is the number of standard deviations the observed value is removed from the expected value. A bond length (or angle) with  $|Z| > 5$  is considered an outlier worth inspection. RMSZ is the root-mean-square of all Z scores of the bond lengths (or angles).

Mol	Chain	Bond lengths		Bond angles	
		RMSZ	# Z  >5	RMSZ	# Z  >5
1	A	0.41	0/1693	0.65	1/2296 (0.0%)
1	D	0.41	0/1693	0.64	1/2296 (0.0%)
1	G	0.42	0/1693	0.64	1/2296 (0.0%)
1	J	0.43	0/1693	0.65	1/2296 (0.0%)
2	B	0.36	0/1242	0.62	0/1666
2	E	0.34	0/1242	0.61	0/1666
2	H	0.36	0/1242	0.63	0/1666
2	K	0.36	0/1242	0.62	0/1666
3	C	0.41	0/2737	0.66	0/3697
3	F	0.39	0/2737	0.65	0/3697
3	I	0.39	0/2737	0.66	0/3697
3	L	0.39	0/2737	0.66	0/3697
All	All	0.39	0/22688	0.64	4/30636 (0.0%)

There are no bond length outliers.

All (4) bond angle outliers are listed below:

Mol	Chain	Res	Type	Atoms	Z	Observed(°)	Ideal(°)
1	G	13	LEU	CA-CB-CG	5.55	128.07	115.30
1	J	13	LEU	CA-CB-CG	5.54	128.03	115.30
1	A	13	LEU	CA-CB-CG	5.28	127.43	115.30
1	D	13	LEU	CA-CB-CG	5.26	127.41	115.30

There are no chirality outliers.

There are no planarity outliers.

## 5.2 Too-close contacts

In the following table, the Non-H and H(model) columns list the number of non-hydrogen atoms and hydrogen atoms in the chain respectively. The H(added) column lists the number of hydrogen atoms added and optimized by MolProbity. The Clashes column lists the number of clashes within the asymmetric unit, whereas Symm-Clashes lists symmetry related clashes.

Mol	Chain	Non-H	H(model)	H(added)	Clashes	Symm-Clashes
1	A	1652	0	1659	76	0
1	D	1652	0	1659	77	0
1	G	1652	0	1659	71	0
1	J	1652	0	1659	89	0
2	B	1216	0	1208	80	0
2	E	1216	0	1208	85	0
2	H	1216	0	1208	79	0
2	K	1216	0	1208	88	0
3	C	2698	0	2733	103	0
3	F	2698	0	2733	85	0
3	I	2698	0	2733	98	0
3	L	2698	0	2733	93	0
4	A	1	0	0	0	0
4	D	1	0	0	0	0
4	G	1	0	0	0	0
4	J	1	0	0	0	0
5	A	32	0	13	2	0
5	D	32	0	13	3	0
5	G	32	0	13	3	0
5	J	32	0	13	6	0
6	A	24	0	0	4	0
6	B	3	0	0	0	0
6	C	71	0	0	17	0
6	D	29	0	0	5	0
6	E	2	0	0	0	0
6	F	47	0	0	7	0
6	G	25	0	0	4	0
6	H	5	0	0	0	0
6	I	53	0	0	8	0
6	J	31	0	0	6	0
6	K	4	0	0	1	0
6	L	48	0	0	5	0
All	All	22738	0	22452	964	0

The all-atom clashscore is defined as the number of clashes found per 1000 atoms (including hydrogen atoms). The all-atom clashscore for this structure is 21.

All (964) close contacts within the same asymmetric unit are listed below, sorted by their clash

magnitude.

Atom-1	Atom-2	Interatomic distance (Å)	Clash overlap (Å)
3:C:165:ILE:HA	6:C:445:HOH:O	1.52	1.09
5:J:4250:GNP:PG	6:J:4252:HOH:O	2.14	1.03
1:A:91:ASP:H	1:A:97:THR:HG21	1.22	1.01
1:G:91:ASP:H	1:G:97:THR:HG21	1.21	1.00
1:J:91:ASP:H	1:J:97:THR:HG21	1.23	0.99
1:D:91:ASP:H	1:D:97:THR:HG21	1.24	0.98
2:H:86:ILE:HB	2:H:162:ILE:HD11	1.49	0.94
2:E:86:ILE:HB	2:E:162:ILE:HD11	1.46	0.93
2:E:42:GLU:O	2:E:45:GLU:HB3	1.69	0.93
2:B:42:GLU:O	2:B:45:GLU:HB3	1.70	0.91
2:H:42:GLU:O	2:H:45:GLU:HB3	1.68	0.91
2:K:42:GLU:O	2:K:45:GLU:HB3	1.71	0.91
1:J:158:GLU:HG2	2:K:94:LYS:HB3	1.52	0.90
1:D:158:GLU:HG2	2:E:94:LYS:HB3	1.55	0.88
1:J:206:THR:O	2:K:114:ALA:HB2	1.74	0.88
1:A:90:PHE:HB2	1:A:97:THR:HG23	1.57	0.86
2:B:86:ILE:HB	2:B:162:ILE:HD11	1.58	0.85
1:A:158:GLU:HG2	2:B:94:LYS:HB3	1.59	0.84
5:J:4250:GNP:O2G	6:J:4252:HOH:O	1.93	0.83
1:J:209:LEU:HD23	2:K:113:ASN:ND2	1.93	0.83
3:C:317:GLU:HG2	3:C:340:LEU:HB2	1.61	0.83
1:J:90:PHE:HB2	1:J:97:THR:HG23	1.62	0.81
1:G:90:PHE:HB2	1:G:97:THR:HG23	1.61	0.80
3:C:176:MET:HE3	3:C:207:LEU:HB2	1.63	0.80
1:G:91:ASP:H	1:G:97:THR:CG2	1.95	0.80
3:I:317:GLU:HG2	3:I:340:LEU:HB2	1.62	0.80
3:I:176:MET:HE3	3:I:207:LEU:HB2	1.63	0.80
1:D:90:PHE:HB2	1:D:97:THR:HG23	1.62	0.79
3:F:317:GLU:HG2	3:F:340:LEU:HB2	1.64	0.79
2:H:124:THR:HG22	2:H:126:ALA:H	1.47	0.79
3:L:176:MET:HE3	3:L:207:LEU:HB2	1.64	0.79
3:C:173:ASN:HD21	3:C:200:ARG:H	1.31	0.78
1:J:205:GLN:O	2:K:114:ALA:N	2.15	0.78
2:B:124:THR:HG22	2:B:126:ALA:H	1.49	0.78
1:D:143:ASN:ND2	2:E:25:PRO:HB3	1.99	0.78
1:G:158:GLU:HG2	2:H:94:LYS:HB3	1.64	0.77
1:J:205:GLN:HB2	2:K:112:PRO:O	1.84	0.77
2:K:124:THR:HG22	2:K:126:ALA:H	1.49	0.77
3:L:317:GLU:HG2	3:L:340:LEU:HB2	1.65	0.77
1:G:91:ASP:N	1:G:97:THR:HG21	1.98	0.77
1:J:91:ASP:N	1:J:97:THR:HG21	1.99	0.76

*Continued on next page...*

*Continued from previous page...*

Atom-1	Atom-2	Interatomic distance (Å)	Clash overlap (Å)
3:C:173:ASN:ND2	3:C:200:ARG:H	1.83	0.76
6:G:3266:HOH:O	3:I:72:THR:HG21	1.84	0.76
3:I:72:THR:HG23	6:I:431:HOH:O	1.84	0.76
1:J:91:ASP:H	1:J:97:THR:CG2	1.98	0.76
1:A:91:ASP:N	1:A:97:THR:HG21	2.00	0.76
3:F:173:ASN:HD21	3:F:200:ARG:H	1.33	0.76
1:J:143:ASN:HA	2:K:22:ASN:ND2	1.99	0.75
2:E:124:THR:HG22	2:E:126:ALA:H	1.51	0.75
3:F:173:ASN:ND2	3:F:200:ARG:H	1.84	0.75
3:F:176:MET:HE3	3:F:207:LEU:HB2	1.67	0.75
1:A:91:ASP:H	1:A:97:THR:CG2	2.00	0.75
1:D:91:ASP:H	1:D:97:THR:CG2	1.99	0.75
1:A:186:GLU:CD	1:A:187:VAL:H	1.90	0.74
3:L:259:ARG:NH1	3:L:259:ARG:HB3	2.02	0.74
1:J:186:GLU:CD	1:J:187:VAL:H	1.91	0.74
3:C:193:LYS:HB2	6:C:445:HOH:O	1.85	0.74
3:I:173:ASN:ND2	3:I:200:ARG:H	1.85	0.74
3:F:259:ARG:HB3	3:F:259:ARG:NH1	2.02	0.74
3:I:259:ARG:NH1	3:I:259:ARG:HB3	2.02	0.74
3:C:259:ARG:HB3	3:C:259:ARG:NH1	2.02	0.74
1:D:91:ASP:N	1:D:97:THR:HG21	2.00	0.74
1:G:20:GLY:H	5:G:3250:GNP:HNB3	1.34	0.73
1:G:186:GLU:CD	1:G:187:VAL:H	1.90	0.73
3:L:173:ASN:ND2	3:L:200:ARG:H	1.87	0.73
3:C:176:MET:CE	3:C:207:LEU:HB2	2.19	0.73
1:D:186:GLU:CD	1:D:187:VAL:H	1.92	0.73
3:I:173:ASN:HD21	3:I:200:ARG:H	1.36	0.72
1:A:20:GLY:H	5:A:1250:GNP:HNB3	1.38	0.71
2:E:46:GLU:HB2	2:E:79:LYS:O	1.91	0.71
3:L:43:THR:HG22	3:L:74:ARG:HE	1.56	0.71
1:D:70:GLU:HA	6:F:406:HOH:O	1.90	0.70
1:A:209:LEU:HD23	2:B:113:ASN:ND2	2.06	0.70
1:J:143:ASN:ND2	2:K:25:PRO:HB3	2.06	0.70
1:D:20:GLY:H	5:D:2250:GNP:HNB3	1.40	0.70
3:F:112:GLU:HB2	6:F:425:HOH:O	1.92	0.70
2:H:46:GLU:HB2	2:H:79:LYS:O	1.92	0.70
1:J:29:ARG:HD3	1:J:154:ASN:OD1	1.92	0.70
3:I:43:THR:HG22	3:I:74:ARG:HE	1.57	0.70
2:K:46:GLU:HB2	2:K:79:LYS:O	1.92	0.70
2:K:59:ALA:O	2:K:60:SER:HB2	1.93	0.69
2:H:146:GLU:O	2:H:150:LYS:HG3	1.93	0.69

*Continued on next page...*

*Continued from previous page...*

Atom-1	Atom-2	Interatomic distance (Å)	Clash overlap (Å)
2:E:146:GLU:O	2:E:150:LYS:HG3	1.91	0.69
2:H:59:ALA:O	2:H:60:SER:HB2	1.92	0.69
1:J:20:GLY:H	5:J:4250:GNP:HNB3	1.41	0.69
2:B:146:GLU:O	2:B:150:LYS:HG3	1.93	0.69
3:L:32:ASP:HA	3:L:59:LYS:HE2	1.74	0.69
2:E:59:ALA:O	2:E:60:SER:HB2	1.92	0.68
3:F:20:ASP:O	3:F:22:LYS:N	2.26	0.68
1:J:189:MET:O	1:J:190:ASP:HB2	1.91	0.68
1:A:189:MET:O	1:A:190:ASP:HB2	1.91	0.68
2:B:46:GLU:HB2	2:B:79:LYS:O	1.94	0.68
1:D:189:MET:O	1:D:190:ASP:HB2	1.92	0.68
5:D:2250:GNP:PG	6:D:2252:HOH:O	2.51	0.68
2:E:75:VAL:HG21	2:E:140:ILE:HD11	1.76	0.68
3:F:170:ARG:NH1	6:F:426:HOH:O	2.22	0.68
1:G:143:ASN:ND2	2:H:25:PRO:HB3	2.08	0.68
1:G:189:MET:O	1:G:190:ASP:HB2	1.92	0.68
3:L:173:ASN:HD21	3:L:200:ARG:H	1.42	0.68
3:I:176:MET:CE	3:I:207:LEU:HB2	2.23	0.68
2:K:146:GLU:O	2:K:150:LYS:HG3	1.94	0.68
2:B:59:ALA:O	2:B:60:SER:HB2	1.93	0.67
1:D:29:ARG:HD3	1:D:154:ASN:OD1	1.94	0.67
2:B:75:VAL:HG21	2:B:140:ILE:HD11	1.77	0.67
3:F:43:THR:HG22	3:F:74:ARG:HE	1.59	0.67
2:K:75:VAL:HG21	2:K:140:ILE:HD11	1.75	0.67
1:G:29:ARG:HD3	1:G:154:ASN:OD1	1.94	0.67
3:F:204:ILE:HG23	3:F:208:LEU:CD2	2.25	0.67
3:F:32:ASP:HA	3:F:59:LYS:HE2	1.77	0.67
1:G:169:ILE:HD12	2:H:33:LEU:HD12	1.75	0.67
3:L:204:ILE:HG23	3:L:208:LEU:CD2	2.25	0.67
3:L:176:MET:CE	3:L:207:LEU:HB2	2.25	0.66
3:C:20:ASP:O	3:C:22:LYS:N	2.28	0.66
1:D:32:THR:HG22	1:D:34:GLU:H	1.59	0.66
3:L:20:ASP:O	3:L:22:LYS:N	2.28	0.66
2:B:117:ASP:OD2	2:B:145:ALA:HB2	1.95	0.66
1:G:32:THR:HG22	1:G:34:GLU:H	1.61	0.66
3:I:192:VAL:HG12	3:I:218:LEU:HD11	1.76	0.66
2:B:123:ASN:HD22	2:B:124:THR:H	1.44	0.66
2:E:62:ASN:O	2:E:64:LEU:HD22	1.96	0.66
3:C:327:GLU:HG3	1:J:109:VAL:HG21	1.76	0.66
2:E:59:ALA:HB2	2:E:65:PRO:HA	1.78	0.66
2:K:59:ALA:HB2	2:K:65:PRO:HA	1.78	0.66

*Continued on next page...*



*Continued from previous page...*

Atom-1	Atom-2	Interatomic distance (Å)	Clash overlap (Å)
2:E:123:ASN:HD22	2:E:124:THR:H	1.44	0.65
1:A:13:LEU:HB2	1:A:85:CYS:SG	2.36	0.65
3:F:192:VAL:HG12	3:F:218:LEU:HD11	1.76	0.65
3:L:192:VAL:HG12	3:L:218:LEU:HD11	1.78	0.65
3:I:204:ILE:HG23	3:I:208:LEU:CD2	2.26	0.65
2:K:117:ASP:OD2	2:K:145:ALA:HB2	1.96	0.65
3:C:176:MET:HE1	3:C:207:LEU:HD22	1.77	0.65
2:E:122:TRP:HZ3	2:E:140:ILE:HG22	1.62	0.65
1:J:32:THR:HG22	1:J:34:GLU:H	1.61	0.65
3:C:43:THR:HG22	3:C:74:ARG:HE	1.61	0.65
3:I:32:ASP:HA	3:I:59:LYS:HE2	1.78	0.65
2:B:123:ASN:ND2	2:B:124:THR:H	1.95	0.65
1:D:143:ASN:HA	2:E:22:ASN:ND2	2.11	0.65
1:A:92:VAL:HG13	1:A:129:ARG:HG3	1.79	0.65
2:E:123:ASN:ND2	2:E:124:THR:H	1.95	0.65
2:H:46:GLU:HG3	2:H:79:LYS:HB3	1.77	0.65
2:B:49:PHE:HB3	2:B:77:LEU:HD12	1.79	0.65
2:K:62:ASN:O	2:K:64:LEU:HD22	1.97	0.65
1:A:143:ASN:ND2	2:B:25:PRO:HB3	2.12	0.65
2:H:123:ASN:ND2	2:H:124:THR:H	1.95	0.65
2:K:46:GLU:HG3	2:K:79:LYS:HB3	1.79	0.65
1:A:29:ARG:HD3	1:A:154:ASN:OD1	1.96	0.65
1:A:53:HIS:ND1	6:A:1269:HOH:O	2.28	0.65
2:B:62:ASN:O	2:B:64:LEU:HD22	1.97	0.65
3:F:200:ARG:HB3	3:F:201:PRO:CD	2.27	0.65
2:H:75:VAL:HG21	2:H:140:ILE:HD11	1.78	0.65
2:H:123:ASN:HD22	2:H:124:THR:H	1.45	0.64
3:I:20:ASP:O	3:I:22:LYS:N	2.31	0.64
3:C:200:ARG:HB3	3:C:201:PRO:CD	2.28	0.64
2:E:117:ASP:OD2	2:E:145:ALA:HB2	1.96	0.64
3:I:187:ARG:NH1	3:L:272:GLU:HG3	2.11	0.64
3:F:176:MET:CE	3:F:207:LEU:HB2	2.27	0.64
2:H:117:ASP:OD2	2:H:145:ALA:HB2	1.97	0.64
1:J:193:LEU:HD12	1:J:193:LEU:H	1.62	0.64
2:H:59:ALA:HB2	2:H:65:PRO:HA	1.80	0.64
2:B:59:ALA:HB2	2:B:65:PRO:HA	1.79	0.64
3:C:112:GLU:HB2	6:C:388:HOH:O	1.98	0.64
3:F:252:ASN:ND2	3:F:282:GLN:H	1.95	0.64
2:B:122:TRP:HZ3	2:B:140:ILE:HG22	1.62	0.63
2:B:46:GLU:HG3	2:B:79:LYS:HB3	1.80	0.63
3:C:204:ILE:HG23	3:C:208:LEU:CD2	2.28	0.63

*Continued on next page...*

*Continued from previous page...*

Atom-1	Atom-2	Interatomic distance (Å)	Clash overlap (Å)
3:C:192:VAL:HG12	3:C:218:LEU:HD11	1.80	0.63
2:H:167:LYS:N	2:H:167:LYS:HD2	2.13	0.63
3:C:32:ASP:HA	3:C:59:LYS:HE2	1.79	0.63
3:I:176:MET:HE1	3:I:207:LEU:HD22	1.78	0.63
3:L:112:GLU:HB2	6:L:423:HOH:O	1.98	0.63
6:D:2277:HOH:O	3:F:109:THR:CG2	2.47	0.63
1:A:169:ILE:HD12	2:B:33:LEU:HD12	1.81	0.63
1:D:92:VAL:HG13	1:D:129:ARG:HG3	1.81	0.63
3:L:200:ARG:HB3	3:L:201:PRO:CD	2.28	0.63
1:A:127:LYS:HB3	6:A:1262:HOH:O	1.98	0.63
1:G:13:LEU:HB2	1:G:85:CYS:SG	2.39	0.63
1:A:193:LEU:H	1:A:193:LEU:HD12	1.64	0.63
1:A:92:VAL:CG1	1:A:129:ARG:HG3	2.29	0.62
1:G:126:ILE:HD11	5:G:3250:GNP:N2	2.14	0.62
2:K:104:ILE:O	2:K:162:ILE:HD13	1.99	0.62
2:E:49:PHE:HB3	2:E:77:LEU:HD12	1.79	0.62
2:K:123:ASN:HD22	2:K:124:THR:H	1.47	0.62
2:E:46:GLU:HG3	2:E:79:LYS:HB3	1.80	0.62
1:G:153:SER:O	1:G:154:ASN:HB2	1.99	0.62
2:E:47:GLU:HA	2:E:78:LEU:HD23	1.82	0.62
1:A:153:SER:O	1:A:154:ASN:HB2	1.98	0.62
3:F:200:ARG:HB3	3:F:201:PRO:HD2	1.81	0.62
2:K:136:GLU:HG2	2:K:138:LEU:HD21	1.80	0.62
3:L:176:MET:HE1	3:L:207:LEU:HD22	1.80	0.62
1:A:32:THR:HG22	1:A:34:GLU:H	1.65	0.62
2:B:47:GLU:HA	2:B:78:LEU:HD23	1.81	0.62
2:K:47:GLU:HA	2:K:78:LEU:HD23	1.80	0.62
1:D:143:ASN:HD21	2:E:25:PRO:HB3	1.64	0.62
2:H:62:ASN:O	2:H:64:LEU:HD22	1.99	0.62
1:D:189:MET:HB2	1:D:193:LEU:HD22	1.82	0.62
1:J:153:SER:O	1:J:154:ASN:HB2	2.00	0.61
3:C:200:ARG:HB3	3:C:201:PRO:HD2	1.82	0.61
1:D:209:LEU:HD23	2:E:113:ASN:ND2	2.15	0.61
1:G:117:ILE:HB	1:G:144:LEU:HD22	1.83	0.61
3:C:193:LYS:N	6:C:445:HOH:O	2.27	0.61
2:B:136:GLU:HG2	2:B:138:LEU:HD21	1.81	0.61
3:I:112:GLU:HB2	6:I:425:HOH:O	2.00	0.61
1:J:77:ASP:OD2	1:J:110:ARG:NH2	2.34	0.61
1:J:169:ILE:HD12	2:K:33:LEU:HD12	1.83	0.61
3:F:111:GLN:O	3:F:115:ILE:HG13	2.01	0.61
2:H:136:GLU:HG2	2:H:138:LEU:HD21	1.82	0.61

*Continued on next page...*

*Continued from previous page...*

Atom-1	Atom-2	Interatomic distance (Å)	Clash overlap (Å)
2:E:144:ASN:HB2	2:E:146:GLU:HG3	1.83	0.61
2:K:92:ARG:HD2	6:K:202:HOH:O	2.00	0.61
1:D:126:ILE:HD11	5:D:2250:GNP:N2	2.15	0.61
3:F:176:MET:HE1	3:F:207:LEU:HD22	1.83	0.61
1:G:193:LEU:H	1:G:193:LEU:HD12	1.64	0.61
2:E:136:GLU:HG2	2:E:138:LEU:HD21	1.83	0.61
1:G:92:VAL:HG13	1:G:129:ARG:HG3	1.82	0.61
2:H:47:GLU:HA	2:H:78:LEU:HD23	1.82	0.61
1:D:92:VAL:CG1	1:D:129:ARG:HG3	2.30	0.61
3:L:335:GLY:O	3:L:336:GLU:HB2	1.99	0.61
2:K:122:TRP:HZ3	2:K:140:ILE:HG22	1.65	0.60
2:K:144:ASN:HB2	2:K:146:GLU:HG3	1.83	0.60
1:J:143:ASN:HA	2:K:22:ASN:HD22	1.64	0.60
2:B:144:ASN:HB2	2:B:146:GLU:HG3	1.83	0.60
1:D:117:ILE:HB	1:D:144:LEU:HD22	1.82	0.60
3:I:200:ARG:HB3	3:I:201:PRO:CD	2.31	0.60
2:K:49:PHE:HB3	2:K:77:LEU:HD12	1.83	0.60
2:H:144:ASN:HB2	2:H:146:GLU:HG3	1.84	0.60
1:A:117:ILE:HB	1:A:144:LEU:HD22	1.84	0.60
2:H:49:PHE:HB3	2:H:77:LEU:HD12	1.83	0.60
3:I:184:GLN:HE22	3:L:270:LYS:NZ	2.00	0.60
2:B:43:GLU:C	2:B:45:GLU:H	2.03	0.60
1:D:13:LEU:HD12	1:D:13:LEU:C	2.22	0.60
2:E:167:LYS:HD2	2:E:167:LYS:N	2.16	0.60
3:I:116:ASP:OD2	3:I:120:LYS:HE2	2.02	0.60
3:I:200:ARG:HB3	3:I:201:PRO:HD2	1.83	0.60
1:D:193:LEU:H	1:D:193:LEU:HD12	1.66	0.60
1:G:101:VAL:HB	1:G:102:PRO:HD3	1.84	0.59
2:H:122:TRP:HZ3	2:H:140:ILE:HG22	1.66	0.59
3:I:252:ASN:ND2	3:I:282:GLN:H	2.00	0.59
1:J:101:VAL:HB	1:J:102:PRO:HD3	1.84	0.59
1:A:168:LEU:HD22	2:B:30:ILE:HD12	1.84	0.59
2:K:123:ASN:ND2	2:K:124:THR:H	1.99	0.59
1:D:153:SER:O	1:D:154:ASN:HB2	2.01	0.59
3:L:200:ARG:HB3	3:L:201:PRO:HD2	1.85	0.59
3:L:252:ASN:ND2	3:L:282:GLN:H	2.01	0.59
1:A:189:MET:HB2	1:A:193:LEU:HD22	1.83	0.59
2:B:109:GLU:CD	2:B:109:GLU:H	2.06	0.59
2:E:43:GLU:C	2:E:45:GLU:H	2.05	0.59
2:K:109:GLU:CD	2:K:109:GLU:H	2.06	0.59
3:C:140:ALA:O	3:C:144:ARG:HG3	2.03	0.59

*Continued on next page...*

*Continued from previous page...*

Atom-1	Atom-2	Interatomic distance (Å)	Clash overlap (Å)
1:G:168:LEU:HD22	2:H:30:ILE:HD12	1.85	0.59
2:H:43:GLU:C	2:H:45:GLU:H	2.04	0.59
1:J:92:VAL:HG13	1:J:129:ARG:HG3	1.84	0.59
2:H:62:ASN:O	2:H:63:ASP:HB2	2.02	0.58
3:I:140:ALA:O	3:I:144:ARG:HG3	2.03	0.58
2:E:109:GLU:H	2:E:109:GLU:CD	2.06	0.58
1:D:169:ILE:HD12	2:E:33:LEU:HD12	1.85	0.58
3:F:116:ASP:OD2	3:F:120:LYS:HE2	2.03	0.58
3:C:192:VAL:CG1	3:C:218:LEU:HD11	2.33	0.58
3:F:335:GLY:O	3:F:336:GLU:HB2	2.02	0.58
1:J:189:MET:HB2	1:J:193:LEU:HD22	1.84	0.58
1:G:92:VAL:CG1	1:G:129:ARG:HG3	2.33	0.58
3:I:111:GLN:O	3:I:115:ILE:HG13	2.03	0.58
3:I:192:VAL:CG1	3:I:218:LEU:HD11	2.33	0.58
1:A:101:VAL:HB	1:A:102:PRO:HD3	1.84	0.58
1:G:189:MET:HB2	1:G:193:LEU:HD22	1.85	0.58
3:C:331:THR:HG21	1:J:142:LYS:HA	1.85	0.58
1:A:126:ILE:HD11	5:A:1250:GNP:N2	2.18	0.58
3:C:219:LYS:NZ	6:C:436:HOH:O	2.35	0.58
2:E:75:VAL:HG21	2:E:140:ILE:CD1	2.33	0.58
3:L:116:ASP:OD2	3:L:120:LYS:HE2	2.03	0.58
1:A:190:ASP:H	1:A:193:LEU:HD13	1.69	0.58
2:E:62:ASN:O	2:E:63:ASP:HB2	2.04	0.58
1:J:70:GLU:HA	6:L:411:HOH:O	2.03	0.58
2:K:59:ALA:HB2	2:K:66:GLU:H	1.69	0.58
3:L:18:THR:HG22	3:L:21:GLU:OE1	2.04	0.58
2:B:62:ASN:O	2:B:63:ASP:HB2	2.03	0.58
2:K:62:ASN:HB3	2:K:64:LEU:HD22	1.86	0.58
1:D:77:ASP:OD2	1:D:110:ARG:NH2	2.36	0.58
2:H:109:GLU:H	2:H:109:GLU:CD	2.06	0.58
1:J:56:ARG:NH1	2:K:33:LEU:O	2.36	0.58
2:B:75:VAL:HG21	2:B:140:ILE:CD1	2.34	0.57
3:I:344:GLU:HG2	3:I:345:GLU:N	2.19	0.57
3:C:112:GLU:CB	3:C:113:PRO:HD3	2.35	0.57
1:D:190:ASP:H	1:D:193:LEU:HD13	1.68	0.57
1:G:70:GLU:HA	6:I:391:HOH:O	2.04	0.57
1:J:92:VAL:CG1	1:J:129:ARG:HG3	2.34	0.57
3:F:192:VAL:CG1	3:F:218:LEU:HD11	2.34	0.57
3:L:112:GLU:CB	3:L:113:PRO:HD3	2.34	0.57
3:C:344:GLU:HG2	3:C:345:GLU:N	2.20	0.57
1:J:190:ASP:H	1:J:193:LEU:HD13	1.69	0.57

*Continued on next page...*

*Continued from previous page...*

Atom-1	Atom-2	Interatomic distance (Å)	Clash overlap (Å)
5:J:4250:GNP:O3G	6:J:4252:HOH:O	2.16	0.57
2:K:43:GLU:C	2:K:45:GLU:H	2.05	0.57
1:A:31:LEU:HB3	1:A:50:LEU:CD2	2.35	0.57
3:C:335:GLY:O	3:C:336:GLU:HB2	2.05	0.57
1:G:143:ASN:HA	2:H:22:ASN:ND2	2.20	0.57
2:K:62:ASN:O	2:K:63:ASP:HB2	2.04	0.57
3:L:344:GLU:HG2	3:L:345:GLU:N	2.19	0.57
2:K:86:ILE:HB	2:K:162:ILE:HD11	1.86	0.57
3:L:192:VAL:CG1	3:L:218:LEU:HD11	2.35	0.57
2:B:62:ASN:HB3	2:B:64:LEU:HD22	1.87	0.57
2:E:122:TRP:CZ3	2:E:140:ILE:HG22	2.40	0.57
2:H:63:ASP:C	2:H:64:LEU:HD13	2.26	0.57
3:F:112:GLU:CB	3:F:113:PRO:HD3	2.35	0.56
1:G:77:ASP:OD2	1:G:110:ARG:NH2	2.38	0.56
1:G:190:ASP:H	1:G:193:LEU:HD13	1.70	0.56
3:I:18:THR:HG22	3:I:21:GLU:CG	2.35	0.56
2:E:51:MET:HE3	2:E:147:ASN:HB3	1.87	0.56
1:J:117:ILE:HB	1:J:144:LEU:HD22	1.87	0.56
2:K:75:VAL:HG21	2:K:140:ILE:CD1	2.36	0.56
1:A:77:ASP:OD2	1:A:110:ARG:NH2	2.38	0.56
3:C:18:THR:HG22	3:C:21:GLU:CG	2.35	0.56
3:I:335:GLY:O	3:I:336:GLU:HB2	2.04	0.56
3:L:140:ALA:O	3:L:144:ARG:HG3	2.05	0.56
3:F:306:LEU:HD21	3:F:334:ARG:HD2	1.87	0.56
2:E:86:ILE:CB	2:E:162:ILE:HD11	2.28	0.56
3:L:137:GLN:HB2	6:L:414:HOH:O	2.06	0.56
1:G:31:LEU:HB3	1:G:50:LEU:CD2	2.36	0.56
3:C:165:ILE:HD13	6:C:445:HOH:O	2.05	0.55
1:J:168:LEU:HD22	2:K:30:ILE:HD12	1.87	0.55
3:F:140:ALA:O	3:F:144:ARG:HG3	2.06	0.55
2:B:63:ASP:C	2:B:64:LEU:HD13	2.27	0.55
2:E:153:THR:HG23	2:E:154:LYS:N	2.22	0.55
2:H:62:ASN:HB3	2:H:64:LEU:HD22	1.86	0.55
3:I:199:ILE:CG2	3:I:204:ILE:HD12	2.36	0.55
3:F:334:ARG:HG2	3:F:334:ARG:HH11	1.71	0.55
1:J:126:ILE:HD11	5:J:4250:GNP:N2	2.20	0.55
2:H:144:ASN:CB	2:H:146:GLU:HG3	2.37	0.55
3:I:112:GLU:CB	3:I:113:PRO:HD3	2.35	0.55
3:L:18:THR:HG22	3:L:21:GLU:CG	2.37	0.55
3:C:116:ASP:OD2	3:C:120:LYS:HE2	2.07	0.55
1:D:101:VAL:HB	1:D:102:PRO:HD3	1.88	0.55

*Continued on next page...*

*Continued from previous page...*

Atom-1	Atom-2	Interatomic distance (Å)	Clash overlap (Å)
3:F:344:GLU:HG2	3:F:345:GLU:N	2.20	0.55
3:C:252:ASN:ND2	3:C:282:GLN:H	2.05	0.55
2:H:153:THR:HG23	2:H:154:LYS:N	2.22	0.55
2:B:59:ALA:HB2	2:B:66:GLU:H	1.72	0.55
2:E:59:ALA:HB2	2:E:66:GLU:H	1.72	0.55
2:B:122:TRP:CZ3	2:B:140:ILE:HG22	2.40	0.54
3:F:18:THR:HG22	3:F:21:GLU:CG	2.37	0.54
3:C:199:ILE:CG2	3:C:204:ILE:HD12	2.38	0.54
3:C:245:ASN:O	3:C:247:ARG:HD2	2.06	0.54
3:C:334:ARG:HG2	3:C:334:ARG:HH11	1.72	0.54
1:J:31:LEU:HB3	1:J:50:LEU:CD2	2.37	0.54
2:B:153:THR:HG23	2:B:154:LYS:N	2.23	0.54
2:E:112:PRO:HG3	2:E:120:TRP:HZ3	1.73	0.54
3:F:176:MET:CE	3:F:207:LEU:HD22	2.38	0.54
1:J:178:ALA:HB3	2:K:38:ILE:HD11	1.90	0.54
3:L:245:ASN:O	3:L:247:ARG:HD2	2.08	0.54
3:F:112:GLU:HA	3:F:112:GLU:OE1	2.07	0.54
1:A:13:LEU:C	1:A:13:LEU:HD12	2.28	0.54
1:A:141:LYS:HE3	1:A:142:LYS:HD2	1.90	0.54
1:J:13:LEU:HB2	1:J:85:CYS:SG	2.48	0.54
2:B:58:PHE:HB2	2:B:67:TRP:CZ3	2.43	0.54
2:B:49:PHE:CB	2:B:77:LEU:HD12	2.38	0.54
2:B:144:ASN:CB	2:B:146:GLU:HG3	2.38	0.54
1:D:141:LYS:HE3	1:D:142:LYS:HD2	1.90	0.54
1:D:168:LEU:HD22	2:E:30:ILE:HD12	1.89	0.54
3:L:199:ILE:CG2	3:L:204:ILE:HD12	2.38	0.54
3:C:183:PHE:HE1	3:C:207:LEU:HD11	1.72	0.54
2:E:62:ASN:HB3	2:E:64:LEU:HD22	1.89	0.54
1:G:141:LYS:HE3	1:G:142:LYS:HD2	1.90	0.54
3:I:334:ARG:HH11	3:I:334:ARG:HG2	1.73	0.54
3:F:261:ALA:CB	3:F:286:ILE:HG12	2.38	0.54
3:I:259:ARG:HH11	3:I:259:ARG:HB3	1.72	0.54
3:C:111:GLN:O	3:C:115:ILE:HG13	2.07	0.53
3:F:306:LEU:HD23	3:F:334:ARG:HH11	1.74	0.53
1:J:95:ARG:HB2	1:J:95:ARG:NH1	2.23	0.53
2:K:153:THR:HG23	2:K:154:LYS:N	2.22	0.53
2:E:144:ASN:CB	2:E:146:GLU:HG3	2.38	0.53
2:E:49:PHE:CB	2:E:77:LEU:HD12	2.38	0.53
1:D:13:LEU:HB2	1:D:85:CYS:SG	2.47	0.53
3:F:199:ILE:CG2	3:F:204:ILE:HD12	2.38	0.53
2:B:51:MET:HE3	2:B:147:ASN:HB3	1.89	0.53

*Continued on next page...*

*Continued from previous page...*

Atom-1	Atom-2	Interatomic distance (Å)	Clash overlap (Å)
2:H:59:ALA:HB2	2:H:66:GLU:H	1.73	0.53
6:A:1256:HOH:O	3:C:108:PRO:HD3	2.08	0.53
2:K:144:ASN:CB	2:K:146:GLU:HG3	2.39	0.53
2:B:104:ILE:O	2:B:162:ILE:HD13	2.09	0.53
3:C:18:THR:CG2	3:C:21:GLU:HG3	2.39	0.53
3:I:245:ASN:O	3:I:247:ARG:HD2	2.09	0.53
3:C:43:THR:HG21	3:C:72:THR:O	2.09	0.53
3:F:43:THR:CG2	3:F:72:THR:O	2.57	0.53
3:L:112:GLU:OE1	3:L:112:GLU:HA	2.08	0.53
2:B:123:ASN:ND2	2:B:124:THR:N	2.57	0.53
2:B:57:ARG:HG3	2:B:70:ARG:HD3	1.91	0.53
3:I:306:LEU:HD21	3:I:334:ARG:HD2	1.90	0.53
3:I:94:PRO:O	6:I:417:HOH:O	2.19	0.53
3:F:18:THR:HG22	3:F:21:GLU:OE1	2.08	0.53
1:G:190:ASP:N	1:G:191:PRO:CD	2.72	0.53
1:G:13:LEU:C	1:G:13:LEU:HD12	2.30	0.52
2:H:123:ASN:ND2	2:H:124:THR:N	2.57	0.52
2:K:63:ASP:C	2:K:64:LEU:HD13	2.29	0.52
3:L:111:GLN:O	3:L:115:ILE:HG13	2.10	0.52
3:L:259:ARG:HB3	3:L:259:ARG:HH11	1.74	0.52
2:B:164:GLU:O	2:B:165:ARG:C	2.47	0.52
1:G:209:LEU:HD23	2:H:113:ASN:ND2	2.24	0.52
3:F:245:ASN:O	3:F:247:ARG:HD2	2.08	0.52
3:I:176:MET:CE	3:I:207:LEU:HD22	2.40	0.52
3:I:266:ASP:O	3:I:269:SER:HB3	2.10	0.52
3:F:292:ARG:HG2	3:F:321:VAL:HG11	1.92	0.52
1:G:143:ASN:HD21	2:H:25:PRO:HB3	1.73	0.52
1:J:13:LEU:HD12	1:J:13:LEU:C	2.30	0.52
3:L:306:LEU:HD21	3:L:334:ARG:HD2	1.91	0.52
3:L:334:ARG:HG2	3:L:334:ARG:HH11	1.74	0.52
2:B:112:PRO:HG3	2:B:120:TRP:HZ3	1.74	0.52
3:F:43:THR:HG21	3:F:72:THR:O	2.10	0.52
1:J:190:ASP:N	1:J:191:PRO:CD	2.72	0.52
3:C:112:GLU:HA	3:C:112:GLU:OE1	2.09	0.52
1:J:163:TRP:CZ2	1:J:167:LYS:HE3	2.44	0.52
2:K:106:PRO:O	2:K:159:ARG:NE	2.43	0.52
1:D:31:LEU:HB3	1:D:50:LEU:CD2	2.39	0.52
2:E:63:ASP:C	2:E:64:LEU:HD13	2.30	0.52
1:G:188:VAL:C	1:G:189:MET:HG2	2.30	0.52
1:J:209:LEU:HD23	2:K:113:ASN:HD21	1.73	0.52
3:L:176:MET:CE	3:L:207:LEU:HD22	2.40	0.52

*Continued on next page...*



*Continued from previous page...*

Atom-1	Atom-2	Interatomic distance (Å)	Clash overlap (Å)
1:D:103:ASN:OD1	1:D:106:ARG:NH2	2.43	0.52
2:E:123:ASN:ND2	2:E:124:THR:N	2.57	0.52
2:H:64:LEU:HD13	2:H:64:LEU:N	2.24	0.52
3:I:43:THR:HG21	3:I:72:THR:O	2.10	0.52
3:L:204:ILE:HG23	3:L:208:LEU:HD23	1.91	0.52
2:K:51:MET:HE3	2:K:147:ASN:HB3	1.92	0.52
2:K:58:PHE:HB2	2:K:67:TRP:CZ3	2.44	0.52
3:F:120:LYS:HD3	3:L:318:GLU:HB3	1.92	0.52
3:L:43:THR:CG2	3:L:72:THR:O	2.58	0.52
1:A:190:ASP:N	1:A:191:PRO:CD	2.73	0.51
3:C:173:ASN:HD21	3:C:200:ARG:N	2.06	0.51
1:D:190:ASP:N	1:D:191:PRO:CD	2.72	0.51
2:E:58:PHE:HB2	2:E:67:TRP:CZ3	2.45	0.51
3:F:178:GLU:HB2	6:F:413:HOH:O	2.10	0.51
1:J:140:ARG:O	2:K:22:ASN:OD1	2.28	0.51
1:J:141:LYS:HE3	1:J:142:LYS:HD2	1.91	0.51
2:B:64:LEU:N	2:B:64:LEU:HD13	2.26	0.51
3:C:259:ARG:HB3	3:C:259:ARG:HH11	1.72	0.51
3:C:306:LEU:HD23	3:C:334:ARG:HH11	1.75	0.51
1:D:199:HIS:O	1:D:203:VAL:HG23	2.10	0.51
3:L:306:LEU:HD23	3:L:334:ARG:HH11	1.75	0.51
3:L:43:THR:HG21	3:L:72:THR:O	2.10	0.51
3:C:306:LEU:HD21	3:C:334:ARG:HD2	1.93	0.51
3:F:131:ASN:ND2	6:F:414:HOH:O	2.43	0.51
1:G:209:LEU:HD13	2:H:67:TRP:CG	2.44	0.51
3:I:43:THR:CG2	3:I:72:THR:O	2.58	0.51
2:K:112:PRO:HG3	2:K:120:TRP:HZ3	1.76	0.51
1:G:188:VAL:O	1:G:189:MET:O	2.27	0.51
2:H:112:PRO:HG3	2:H:120:TRP:HZ3	1.76	0.51
2:H:75:VAL:HG21	2:H:140:ILE:CD1	2.39	0.51
3:L:292:ARG:HG2	3:L:321:VAL:HG11	1.92	0.51
3:I:112:GLU:HA	3:I:112:GLU:OE1	2.10	0.51
3:I:306:LEU:HD23	3:I:334:ARG:HH11	1.74	0.51
3:C:204:ILE:HG23	3:C:208:LEU:HD23	1.92	0.51
3:F:204:ILE:HG23	3:F:208:LEU:HD23	1.92	0.51
1:G:190:ASP:OD2	1:G:194:ALA:HB2	2.10	0.51
3:L:242:SER:O	3:L:244:PRO:HD3	2.11	0.51
3:C:43:THR:CG2	3:C:72:THR:O	2.58	0.51
1:D:163:TRP:CZ2	1:D:167:LYS:HE3	2.45	0.51
1:J:188:VAL:O	1:J:189:MET:O	2.29	0.51
2:K:136:GLU:CG	2:K:138:LEU:HD21	2.41	0.51

*Continued on next page...*



*Continued from previous page...*

Atom-1	Atom-2	Interatomic distance (Å)	Clash overlap (Å)
1:J:143:ASN:CA	2:K:22:ASN:ND2	2.72	0.51
3:I:18:THR:HG22	3:I:21:GLU:OE1	2.10	0.51
3:I:20:ASP:O	3:I:21:GLU:HB2	2.11	0.51
3:C:18:THR:HG22	3:C:21:GLU:OE1	2.11	0.51
3:C:236:LEU:HD21	3:C:251:LEU:HD11	1.93	0.51
3:F:245:ASN:ND2	6:F:391:HOH:O	2.40	0.51
1:D:190:ASP:OD2	1:D:194:ALA:HB2	2.11	0.50
2:H:51:MET:HE3	2:H:147:ASN:HB3	1.93	0.50
6:G:3275:HOH:O	3:I:109:THR:CG2	2.59	0.50
3:I:261:ALA:CB	3:I:286:ILE:HG12	2.41	0.50
2:K:122:TRP:CZ3	2:K:140:ILE:HG22	2.45	0.50
1:J:190:ASP:OD2	1:J:194:ALA:HB2	2.10	0.50
3:C:294:LEU:O	3:C:298:ILE:HG13	2.11	0.50
3:F:259:ARG:HB3	3:F:259:ARG:HH11	1.73	0.50
1:A:188:VAL:C	1:A:189:MET:HG2	2.32	0.50
3:C:176:MET:CE	3:C:207:LEU:HD22	2.40	0.50
3:C:72:THR:HG23	6:C:389:HOH:O	2.12	0.50
1:A:12:LYS:HE3	1:A:64:TRP:CE2	2.46	0.50
2:B:78:LEU:O	2:B:86:ILE:HA	2.11	0.50
3:C:130:HIS:HE1	6:C:435:HOH:O	1.94	0.50
1:G:163:TRP:CZ2	1:G:167:LYS:HE3	2.47	0.50
1:G:199:HIS:O	1:G:203:VAL:HG23	2.11	0.50
5:J:4250:GNP:O1G	6:J:4252:HOH:O	2.17	0.50
1:A:209:LEU:HD23	2:B:113:ASN:HD21	1.76	0.50
1:D:95:ARG:NH1	1:D:95:ARG:HB2	2.26	0.50
1:J:199:HIS:O	1:J:203:VAL:HG23	2.11	0.50
2:K:123:ASN:ND2	2:K:124:THR:N	2.59	0.50
3:L:20:ASP:O	3:L:21:GLU:HB2	2.12	0.50
1:D:188:VAL:O	1:D:189:MET:O	2.29	0.50
2:H:78:LEU:O	2:H:86:ILE:HA	2.11	0.50
1:J:188:VAL:C	1:J:189:MET:HG2	2.33	0.50
3:C:100:ARG:HA	3:C:128:TYR:HB2	1.94	0.50
3:C:317:GLU:HB2	6:C:441:HOH:O	2.10	0.50
2:H:49:PHE:CB	2:H:77:LEU:HD12	2.41	0.50
1:J:32:THR:HG21	1:J:34:GLU:OE1	2.12	0.50
1:A:199:HIS:O	1:A:203:VAL:HG23	2.12	0.49
2:H:122:TRP:CZ3	2:H:140:ILE:HG22	2.45	0.49
2:H:57:ARG:HG3	2:H:70:ARG:HD3	1.93	0.49
1:A:143:ASN:HD21	2:B:25:PRO:HB3	1.75	0.49
3:C:19:GLU:C	3:C:20:ASP:O	2.50	0.49
3:C:326:ARG:NH2	6:C:442:HOH:O	2.45	0.49

*Continued on next page...*

*Continued from previous page...*

Atom-1	Atom-2	Interatomic distance (Å)	Clash overlap (Å)
3:F:195:VAL:HG22	3:F:224:GLN:HB3	1.95	0.49
2:H:38:ILE:HG13	2:H:38:ILE:O	2.12	0.49
3:I:295:LYS:HG3	3:I:325:ILE:HG13	1.94	0.49
3:L:294:LEU:O	3:L:298:ILE:HG13	2.12	0.49
1:D:188:VAL:C	1:D:189:MET:HG2	2.33	0.49
1:D:193:LEU:O	1:D:196:GLN:NE2	2.45	0.49
1:G:124:VAL:HG22	1:G:149:ILE:O	2.12	0.49
3:C:195:VAL:HG22	3:C:224:GLN:HB3	1.95	0.49
2:H:136:GLU:CG	2:H:138:LEU:HD21	2.42	0.49
3:I:183:PHE:HE1	3:I:207:LEU:HD11	1.77	0.49
3:I:292:ARG:HG2	3:I:321:VAL:HG11	1.94	0.49
3:L:18:THR:CG2	3:L:21:GLU:HG3	2.42	0.49
3:L:309:GLU:HA	3:L:338:ASP:OD1	2.11	0.49
1:A:190:ASP:OD2	1:A:194:ALA:HB2	2.12	0.49
3:C:128:TYR:CE2	3:C:165:ILE:HG13	2.47	0.49
2:E:78:LEU:O	2:E:86:ILE:HA	2.12	0.49
3:F:20:ASP:O	3:F:21:GLU:HB2	2.12	0.49
3:I:18:THR:CG2	3:I:21:GLU:HG3	2.41	0.49
1:J:143:ASN:HD21	2:K:25:PRO:HB3	1.76	0.49
2:K:57:ARG:HG3	2:K:70:ARG:HD3	1.94	0.49
3:C:242:SER:O	3:C:244:PRO:HD3	2.12	0.49
2:K:61:GLU:O	2:K:61:GLU:HG3	2.12	0.49
2:K:64:LEU:N	2:K:64:LEU:HD13	2.28	0.49
2:B:136:GLU:CG	2:B:138:LEU:HD21	2.41	0.49
2:B:61:GLU:HG3	2:B:61:GLU:O	2.13	0.49
3:C:20:ASP:O	3:C:21:GLU:HB2	2.13	0.49
1:G:95:ARG:HB2	1:G:95:ARG:NH1	2.28	0.49
2:H:61:GLU:HG3	2:H:61:GLU:O	2.13	0.49
1:A:188:VAL:O	1:A:189:MET:O	2.29	0.49
2:E:64:LEU:HD13	2:E:64:LEU:N	2.28	0.49
1:G:188:VAL:O	1:G:189:MET:HG2	2.13	0.49
1:G:10:GLN:HE21	1:G:60:LYS:HD2	1.78	0.49
3:I:326:ARG:NH2	6:I:430:HOH:O	2.40	0.49
2:K:49:PHE:CB	2:K:77:LEU:HD12	2.42	0.49
1:D:32:THR:HG21	1:D:34:GLU:OE1	2.12	0.49
1:G:193:LEU:O	1:G:196:GLN:NE2	2.46	0.49
1:G:213:ASP:OD2	2:H:141:ARG:NH1	2.38	0.49
2:H:58:PHE:HB2	2:H:67:TRP:CZ3	2.47	0.49
2:B:109:GLU:OE1	2:B:109:GLU:N	2.44	0.49
2:B:38:ILE:O	2:B:38:ILE:HG13	2.13	0.49
3:F:183:PHE:HE1	3:F:207:LEU:HD11	1.76	0.49

*Continued on next page...*

*Continued from previous page...*

Atom-1	Atom-2	Interatomic distance (Å)	Clash overlap (Å)
1:A:143:ASN:HA	2:B:22:ASN:ND2	2.28	0.48
1:D:13:LEU:HD12	1:D:14:VAL:N	2.28	0.48
1:A:202:GLU:C	1:A:204:ALA:H	2.15	0.48
2:B:109:GLU:CD	2:B:109:GLU:N	2.66	0.48
3:F:18:THR:CG2	3:F:21:GLU:HG3	2.42	0.48
3:I:204:ILE:HG23	3:I:208:LEU:HD23	1.95	0.48
2:K:78:LEU:O	2:K:86:ILE:HA	2.13	0.48
1:A:32:THR:HG21	1:A:34:GLU:OE1	2.13	0.48
1:D:125:ASP:OD2	1:D:126:ILE:HD12	2.14	0.48
1:G:202:GLU:C	1:G:204:ALA:H	2.16	0.48
2:H:58:PHE:HD2	2:H:67:TRP:CE2	2.32	0.48
1:A:125:ASP:OD2	1:A:126:ILE:HD12	2.13	0.48
2:E:61:GLU:O	2:E:61:GLU:HG3	2.13	0.48
1:G:81:ILE:HD13	1:G:82:GLN:HG3	1.95	0.48
3:I:199:ILE:HG22	3:I:204:ILE:HD12	1.96	0.48
3:L:236:LEU:HD21	3:L:251:LEU:HD11	1.95	0.48
1:D:189:MET:CB	1:D:193:LEU:HD22	2.43	0.48
1:G:32:THR:HG21	1:G:34:GLU:OE1	2.13	0.48
3:I:295:LYS:HG3	3:I:325:ILE:CG1	2.43	0.48
3:C:292:ARG:HG2	3:C:321:VAL:HG11	1.95	0.48
3:F:173:ASN:HD21	3:F:200:ARG:N	2.08	0.48
2:K:109:GLU:N	2:K:109:GLU:OE1	2.47	0.48
1:J:201:LEU:HG	2:K:111:LYS:HD3	1.94	0.48
1:D:10:GLN:HE21	1:D:60:LYS:HD2	1.79	0.48
3:I:259:ARG:CB	3:I:259:ARG:HH11	2.27	0.48
3:L:183:PHE:HE1	3:L:207:LEU:HD11	1.79	0.48
2:B:58:PHE:HD2	2:B:67:TRP:CE2	2.31	0.48
3:C:314:ARG:NH1	3:C:344:GLU:OE1	2.47	0.48
3:F:236:LEU:HD21	3:F:251:LEU:HD11	1.96	0.48
3:F:242:SER:O	3:F:244:PRO:HD3	2.14	0.48
3:I:303:PRO:O	3:I:334:ARG:NH2	2.47	0.48
2:K:49:PHE:HZ	2:K:51:MET:CE	2.26	0.48
2:K:58:PHE:HD2	2:K:67:TRP:CE2	2.31	0.48
3:L:128:TYR:CE2	3:L:165:ILE:HG13	2.49	0.48
3:C:259:ARG:CB	3:C:259:ARG:HH11	2.27	0.47
2:E:108:MET:O	2:E:159:ARG:HG3	2.14	0.47
2:H:109:GLU:OE1	2:H:109:GLU:N	2.45	0.47
3:I:19:GLU:C	3:I:20:ASP:O	2.48	0.47
1:A:189:MET:CB	1:A:193:LEU:HD22	2.44	0.47
1:D:178:ALA:O	1:D:179:MET:HB2	2.14	0.47
1:D:202:GLU:C	1:D:204:ALA:H	2.16	0.47

*Continued on next page...*

*Continued from previous page...*

Atom-1	Atom-2	Interatomic distance (Å)	Clash overlap (Å)
3:I:242:SER:O	3:I:244:PRO:HD3	2.14	0.47
2:B:40:THR:HB	2:B:43:GLU:OE2	2.14	0.47
3:I:122:THR:N	3:I:123:PRO:CD	2.77	0.47
1:J:13:LEU:HD12	1:J:14:VAL:N	2.29	0.47
1:A:193:LEU:O	1:A:196:GLN:NE2	2.46	0.47
3:I:322:VAL:HG12	3:I:326:ARG:NH1	2.29	0.47
3:L:18:THR:HG22	3:L:21:GLU:CD	2.34	0.47
3:L:261:ALA:CB	3:L:286:ILE:HG12	2.44	0.47
3:L:266:ASP:O	3:L:269:SER:HB3	2.14	0.47
3:C:309:GLU:HA	3:C:338:ASP:OD1	2.13	0.47
2:E:109:GLU:N	2:E:109:GLU:CD	2.67	0.47
3:I:100:ARG:HA	3:I:128:TYR:HB2	1.96	0.47
1:J:10:GLN:HE21	1:J:60:LYS:HD2	1.80	0.47
1:A:163:TRP:CZ2	1:A:167:LYS:HE3	2.49	0.47
1:A:95:ARG:HB2	1:A:95:ARG:NH1	2.30	0.47
3:F:19:GLU:C	3:F:20:ASP:O	2.52	0.47
3:F:303:PRO:O	3:F:334:ARG:NH2	2.48	0.47
1:J:178:ALA:O	1:J:179:MET:HB2	2.15	0.47
2:K:40:THR:HB	2:K:43:GLU:OE2	2.14	0.47
3:L:259:ARG:CB	3:L:259:ARG:HH11	2.27	0.47
1:A:13:LEU:HD12	1:A:14:VAL:N	2.30	0.47
1:A:16:VAL:HG13	1:A:17:GLY:N	2.30	0.47
3:C:322:VAL:HG12	3:C:326:ARG:NH1	2.30	0.47
1:D:189:MET:O	1:D:190:ASP:CB	2.63	0.47
1:D:81:ILE:HD13	1:D:82:GLN:HG3	1.96	0.47
2:E:136:GLU:CG	2:E:138:LEU:HD21	2.44	0.47
3:F:100:ARG:HA	3:F:128:TYR:HB2	1.96	0.47
3:F:122:THR:N	3:F:123:PRO:CD	2.78	0.47
1:J:189:MET:CB	1:J:193:LEU:HD22	2.45	0.47
2:E:49:PHE:HZ	2:E:51:MET:CE	2.28	0.47
3:F:259:ARG:CB	3:F:259:ARG:HH11	2.27	0.47
3:F:295:LYS:HG3	3:F:325:ILE:CG1	2.45	0.47
1:J:193:LEU:O	1:J:196:GLN:NE2	2.47	0.47
3:C:28:LEU:O	3:C:59:LYS:NZ	2.48	0.47
2:E:58:PHE:HD2	2:E:67:TRP:CE2	2.32	0.47
1:J:81:ILE:HD13	1:J:82:GLN:N	2.30	0.47
2:K:160:LYS:O	2:K:164:GLU:HG3	2.15	0.47
3:C:295:LYS:HG3	3:C:325:ILE:CG1	2.45	0.47
2:E:57:ARG:HG3	2:E:70:ARG:HD3	1.97	0.47
2:E:95:THR:O	2:E:96:LEU:HB2	2.14	0.47
3:L:100:ARG:HA	3:L:128:TYR:HB2	1.97	0.47

*Continued on next page...*

*Continued from previous page...*

Atom-1	Atom-2	Interatomic distance (Å)	Clash overlap (Å)
1:A:188:VAL:O	1:A:189:MET:HG2	2.14	0.47
3:C:122:THR:N	3:C:123:PRO:CD	2.78	0.47
3:C:144:ARG:HG2	3:C:178:GLU:CG	2.45	0.47
2:E:86:ILE:HB	2:E:162:ILE:CD1	2.32	0.47
3:I:144:ARG:HG2	3:I:178:GLU:CG	2.45	0.47
1:J:177:VAL:HG23	2:K:38:ILE:CD1	2.45	0.47
1:J:195:ALA:O	1:J:197:TYR:N	2.48	0.47
3:L:176:MET:CE	3:L:207:LEU:HD13	2.45	0.47
1:G:81:ILE:HD13	1:G:82:GLN:N	2.30	0.46
2:H:158:CYS:O	2:H:162:ILE:HG13	2.15	0.46
2:H:49:PHE:HZ	2:H:51:MET:CE	2.28	0.46
1:A:10:GLN:HE21	1:A:60:LYS:HD2	1.81	0.46
3:C:261:ALA:CB	3:C:286:ILE:HG12	2.45	0.46
3:C:266:ASP:O	3:C:269:SER:HB3	2.15	0.46
3:F:295:LYS:HG3	3:F:325:ILE:HG13	1.97	0.46
3:I:242:SER:C	3:I:244:PRO:HD3	2.35	0.46
1:J:202:GLU:C	1:J:204:ALA:H	2.18	0.46
3:L:19:GLU:C	3:L:20:ASP:O	2.52	0.46
1:D:188:VAL:O	1:D:189:MET:HG2	2.15	0.46
1:D:205:GLN:HE22	2:E:111:LYS:HE2	1.79	0.46
1:J:177:VAL:HG23	2:K:38:ILE:HD13	1.98	0.46
1:A:186:GLU:O	1:A:187:VAL:HB	2.16	0.46
3:F:144:ARG:HG2	3:F:178:GLU:CG	2.45	0.46
2:H:84:GLY:H	2:H:165:ARG:HH21	1.63	0.46
6:G:3275:HOH:O	3:I:107:GLY:HA3	2.14	0.46
3:I:195:VAL:HG22	3:I:224:GLN:HB3	1.97	0.46
3:I:236:LEU:HD21	3:I:251:LEU:HD11	1.97	0.46
3:L:195:VAL:HG22	3:L:224:GLN:HB3	1.97	0.46
2:E:118:ARG:HA	2:E:148:ALA:HB2	1.97	0.46
3:F:322:VAL:HG12	3:F:326:ARG:NH1	2.30	0.46
2:H:59:ALA:O	2:H:60:SER:CB	2.62	0.46
3:I:314:ARG:NH1	3:I:344:GLU:OE1	2.49	0.46
1:J:188:VAL:O	1:J:189:MET:HG2	2.14	0.46
2:K:59:ALA:O	2:K:60:SER:CB	2.63	0.46
3:C:183:PHE:CE1	3:C:207:LEU:HD11	2.50	0.46
3:F:314:ARG:NH1	3:F:344:GLU:OE1	2.49	0.46
3:L:122:THR:N	3:L:123:PRO:CD	2.79	0.46
2:B:63:ASP:C	2:B:65:PRO:HD3	2.36	0.46
1:G:186:GLU:O	1:G:187:VAL:HB	2.16	0.46
1:G:31:LEU:HB3	1:G:50:LEU:HD21	1.98	0.46
2:H:123:ASN:HD22	2:H:124:THR:N	2.13	0.46

*Continued on next page...*

*Continued from previous page...*

Atom-1	Atom-2	Interatomic distance (Å)	Clash overlap (Å)
2:H:144:ASN:HD22	2:H:147:ASN:HD21	1.64	0.46
3:L:322:VAL:HG12	3:L:326:ARG:NH1	2.31	0.46
3:C:4:PHE:HA	6:C:398:HOH:O	2.15	0.46
1:D:124:VAL:HG22	1:D:149:ILE:O	2.16	0.46
2:E:109:GLU:OE1	2:E:109:GLU:N	2.46	0.46
2:E:63:ASP:C	2:E:65:PRO:HD3	2.36	0.46
1:G:135:SER:O	1:G:137:VAL:HG23	2.16	0.46
2:H:49:PHE:O	2:H:76:LYS:HA	2.16	0.46
2:H:88:LEU:HD23	2:H:89:LEU:N	2.31	0.46
3:C:186:HIS:HD2	6:C:456:HOH:O	1.99	0.45
2:B:49:PHE:HZ	2:B:51:MET:CE	2.29	0.45
3:F:199:ILE:HG22	3:F:204:ILE:HD12	1.98	0.45
2:H:63:ASP:C	2:H:65:PRO:HD3	2.37	0.45
1:J:112:CYS:HB3	1:J:115:ILE:HD13	1.99	0.45
2:B:157:GLU:HA	2:B:160:LYS:HE2	1.97	0.45
2:B:59:ALA:O	2:B:60:SER:CB	2.63	0.45
3:C:18:THR:HG22	3:C:21:GLU:CD	2.37	0.45
1:D:81:ILE:HD13	1:D:82:GLN:N	2.32	0.45
3:F:18:THR:HG22	3:F:21:GLU:CD	2.37	0.45
1:G:112:CYS:HB3	1:G:115:ILE:HD13	1.98	0.45
1:J:169:ILE:HD12	2:K:33:LEU:CD1	2.45	0.45
1:J:183:ALA:HA	1:J:184:PRO:HD3	1.83	0.45
1:A:112:CYS:HB3	1:A:115:ILE:HD13	1.97	0.45
1:A:128:ASP:HB2	6:C:430:HOH:O	2.17	0.45
3:C:256:LEU:O	3:C:257:SER:CB	2.65	0.45
1:D:16:VAL:HG13	1:D:17:GLY:N	2.32	0.45
1:G:178:ALA:O	1:G:179:MET:HB2	2.16	0.45
1:D:112:CYS:HB3	1:D:115:ILE:HD13	1.98	0.45
1:D:186:GLU:O	1:D:187:VAL:HB	2.17	0.45
1:D:205:GLN:NE2	2:E:111:LYS:HE2	2.31	0.45
1:G:115:ILE:O	1:G:117:ILE:HG13	2.16	0.45
2:K:63:ASP:C	2:K:65:PRO:HD3	2.37	0.45
1:G:105:HIS:CD2	1:G:144:LEU:HD21	2.52	0.45
3:I:18:THR:HG22	3:I:21:GLU:CD	2.37	0.45
3:I:28:LEU:O	3:I:59:LYS:NZ	2.50	0.45
1:J:135:SER:O	1:J:137:VAL:HG23	2.16	0.45
1:J:209:LEU:HB3	2:K:141:ARG:NH2	2.31	0.45
1:A:135:SER:O	1:A:137:VAL:HG23	2.16	0.45
1:A:31:LEU:HB3	1:A:50:LEU:HD21	1.98	0.45
1:D:12:LYS:HE3	1:D:64:TRP:CE2	2.51	0.45
6:J:4278:HOH:O	3:L:109:THR:CG2	2.65	0.45

*Continued on next page...*

*Continued from previous page...*

Atom-1	Atom-2	Interatomic distance (Å)	Clash overlap (Å)
2:H:109:GLU:CD	2:H:109:GLU:N	2.66	0.45
1:J:93:THR:O	1:J:130:LYS:HD2	2.17	0.45
3:I:187:ARG:NH2	3:L:270:LYS:O	2.39	0.45
1:A:93:THR:HG21	1:A:126:ILE:HG21	1.99	0.45
1:J:103:ASN:OD1	1:J:106:ARG:NH2	2.50	0.45
3:L:256:LEU:O	3:L:257:SER:CB	2.65	0.45
1:A:195:ALA:O	1:A:197:TYR:N	2.50	0.45
2:K:118:ARG:HA	2:K:148:ALA:HB2	1.97	0.45
3:L:303:PRO:O	3:L:334:ARG:NH2	2.50	0.45
1:A:103:ASN:OD1	1:A:106:ARG:NH2	2.48	0.44
1:A:81:ILE:HD13	1:A:82:GLN:N	2.32	0.44
3:C:303:PRO:O	3:C:334:ARG:NH2	2.50	0.44
6:D:2277:HOH:O	3:F:107:GLY:HA3	2.17	0.44
2:K:38:ILE:O	2:K:38:ILE:HG13	2.16	0.44
3:L:18:THR:O	3:L:20:ASP:O	2.35	0.44
1:D:209:LEU:HD13	2:E:67:TRP:CG	2.51	0.44
2:E:149:GLN:O	2:E:153:THR:HG22	2.17	0.44
1:G:189:MET:CB	1:G:193:LEU:HD22	2.47	0.44
3:L:170:ARG:NH1	6:L:405:HOH:O	2.50	0.44
3:I:108:PRO:HD3	6:I:435:HOH:O	2.16	0.44
1:D:105:HIS:CD2	1:D:144:LEU:HD21	2.53	0.44
3:F:72:THR:HG22	6:F:406:HOH:O	2.16	0.44
1:A:178:ALA:O	1:A:179:MET:HB2	2.17	0.44
2:E:40:THR:HB	2:E:43:GLU:OE2	2.17	0.44
3:I:21:GLU:O	3:I:24:VAL:HB	2.18	0.44
3:L:314:ARG:NH1	3:L:344:GLU:OE1	2.50	0.44
3:L:295:LYS:HG3	3:L:325:ILE:CG1	2.47	0.44
3:L:295:LYS:HG3	3:L:325:ILE:HG13	2.00	0.44
1:A:202:GLU:C	1:A:204:ALA:N	2.70	0.44
2:B:118:ARG:HA	2:B:148:ALA:HB2	1.98	0.44
3:C:21:GLU:O	3:C:24:VAL:HB	2.17	0.44
1:D:115:ILE:O	1:D:117:ILE:HG13	2.18	0.44
3:I:173:ASN:HD21	3:I:200:ARG:N	2.10	0.44
1:J:186:GLU:O	1:J:187:VAL:HB	2.17	0.44
1:J:81:ILE:HD13	1:J:82:GLN:HG3	1.99	0.44
3:L:84:ARG:O	3:L:88:GLN:HB2	2.17	0.44
1:D:133:ALA:N	6:D:2269:HOH:O	2.37	0.44
1:D:135:SER:O	1:D:137:VAL:HG23	2.17	0.44
1:D:202:GLU:C	1:D:204:ALA:N	2.71	0.44
3:F:128:TYR:CE2	3:F:165:ILE:HG13	2.52	0.44
1:G:103:ASN:OD1	1:G:106:ARG:NH2	2.50	0.44

*Continued on next page...*



*Continued from previous page...*

Atom-1	Atom-2	Interatomic distance (Å)	Clash overlap (Å)
1:G:13:LEU:HD12	1:G:14:VAL:N	2.33	0.44
2:H:149:GLN:O	2:H:153:THR:HG22	2.17	0.44
3:I:96:LEU:O	3:I:121:HIS:HE1	2.01	0.44
3:F:250:GLY:HA2	3:F:280:ARG:HB2	2.00	0.44
1:G:125:ASP:OD2	1:G:126:ILE:HD12	2.17	0.44
1:J:124:VAL:HG22	1:J:149:ILE:O	2.18	0.44
1:A:105:HIS:CD2	1:A:144:LEU:HD21	2.53	0.44
2:B:149:GLN:O	2:B:153:THR:HG22	2.18	0.44
2:E:93:ASP:O	2:E:95:THR:N	2.43	0.44
2:H:70:ARG:HD2	2:H:70:ARG:HA	1.83	0.44
1:J:125:ASP:OD2	1:J:126:ILE:HD12	2.18	0.44
2:B:49:PHE:O	2:B:76:LYS:HA	2.17	0.43
1:D:159:LYS:HB2	1:D:160:PRO:HD3	2.00	0.43
3:I:294:LEU:O	3:I:298:ILE:HG13	2.18	0.43
1:J:31:LEU:HB3	1:J:50:LEU:HD21	1.99	0.43
2:K:49:PHE:O	2:K:76:LYS:HA	2.18	0.43
2:K:59:ALA:CB	2:K:65:PRO:HA	2.47	0.43
1:A:213:ASP:OD2	2:B:141:ARG:NH1	2.44	0.43
1:G:16:VAL:HG13	1:G:17:GLY:N	2.33	0.43
3:I:186:HIS:HD2	6:I:411:HOH:O	2.02	0.43
1:A:206:THR:O	2:B:114:ALA:HB2	2.17	0.43
3:C:199:ILE:HG22	3:C:204:ILE:HD12	1.98	0.43
1:D:195:ALA:O	1:D:197:TYR:N	2.51	0.43
1:G:202:GLU:C	1:G:204:ALA:N	2.71	0.43
1:J:178:ALA:O	1:J:179:MET:CB	2.66	0.43
1:J:30:HIS:HD2	6:J:4260:HOH:O	2.00	0.43
2:K:123:ASN:HD22	2:K:124:THR:N	2.14	0.43
3:C:252:ASN:ND2	3:C:280:ARG:HB3	2.33	0.43
3:F:309:GLU:HA	3:F:338:ASP:OD1	2.18	0.43
2:H:102:HIS:CE1	2:H:122:TRP:HE1	2.36	0.43
2:H:51:MET:HE3	2:H:142:PHE:CD1	2.54	0.43
1:D:178:ALA:O	1:D:179:MET:CB	2.66	0.43
2:E:57:ARG:HD3	2:E:136:GLU:OE2	2.18	0.43
2:E:49:PHE:O	2:E:76:LYS:HA	2.18	0.43
3:F:28:LEU:O	3:F:59:LYS:NZ	2.52	0.43
1:G:12:LYS:HE3	1:G:64:TRP:CE2	2.54	0.43
2:H:118:ARG:HA	2:H:148:ALA:HB2	2.00	0.43
3:I:206:HIS:HD2	6:I:439:HOH:O	2.01	0.43
1:A:16:VAL:CG1	1:A:17:GLY:N	2.81	0.43
3:C:165:ILE:CD1	6:C:445:HOH:O	2.64	0.43
2:E:38:ILE:O	2:E:38:ILE:HG13	2.17	0.43

*Continued on next page...*



*Continued from previous page...*

Atom-1	Atom-2	Interatomic distance (Å)	Clash overlap (Å)
2:E:59:ALA:O	2:E:60:SER:CB	2.62	0.43
3:F:21:GLU:O	3:F:24:VAL:HB	2.19	0.43
1:G:195:ALA:O	1:G:197:TYR:N	2.51	0.43
2:H:84:GLY:H	2:H:165:ARG:NH2	2.17	0.43
3:I:18:THR:O	3:I:20:ASP:O	2.36	0.43
2:K:102:HIS:HB3	2:K:127:ASP:HA	1.99	0.43
3:L:176:MET:HE3	3:L:207:LEU:HD13	1.99	0.43
1:A:67:ALA:HA	6:A:1252:HOH:O	2.18	0.43
2:B:102:HIS:HB3	2:B:127:ASP:HA	2.01	0.43
2:E:51:MET:HE2	2:E:142:PHE:CE1	2.54	0.43
2:E:58:PHE:O	2:E:59:ALA:C	2.57	0.43
3:I:176:MET:CE	3:I:207:LEU:HD13	2.49	0.43
2:K:80:HIS:O	2:K:83:LYS:O	2.37	0.43
3:L:344:GLU:CG	3:L:345:GLU:N	2.81	0.43
3:C:295:LYS:HG3	3:C:325:ILE:HG13	2.00	0.43
3:C:329:PHE:CG	3:C:335:GLY:HA3	2.53	0.43
3:I:309:GLU:HA	3:I:338:ASP:OD1	2.18	0.43
3:L:31:ASP:O	3:L:34:VAL:HG23	2.18	0.43
1:G:93:THR:HG21	1:G:126:ILE:HG21	2.00	0.43
2:H:95:THR:HG23	2:H:97:LYS:H	1.84	0.43
3:I:66:GLU:HG2	3:I:100:ARG:HD2	2.01	0.43
3:L:16:ILE:HG22	3:L:16:ILE:O	2.18	0.43
3:L:173:ASN:HD21	3:L:200:ARG:N	2.13	0.43
3:L:329:PHE:CG	3:L:335:GLY:HA3	2.54	0.43
3:C:274:ILE:HG22	3:C:276:LEU:H	1.84	0.43
6:G:3274:HOH:O	3:I:170:ARG:HG3	2.19	0.43
3:L:144:ARG:HG2	3:L:178:GLU:CG	2.48	0.43
2:B:51:MET:HE3	2:B:142:PHE:CD1	2.54	0.42
2:B:163:GLU:O	2:B:166:GLU:OE2	2.37	0.42
3:C:18:THR:HG22	3:C:21:GLU:HG3	2.00	0.42
3:F:207:LEU:HG	3:F:212:LEU:HD22	2.01	0.42
1:G:126:ILE:CD1	5:G:3250:GNP:N2	2.82	0.42
3:I:183:PHE:CE1	3:I:207:LEU:HD11	2.53	0.42
3:L:259:ARG:HB3	3:L:259:ARG:CZ	2.49	0.42
2:B:67:TRP:CH2	2:B:139:ALA:HB2	2.54	0.42
2:B:70:ARG:HD2	2:B:70:ARG:HA	1.86	0.42
3:C:339:GLU:HA	3:C:339:GLU:OE1	2.19	0.42
3:F:84:ARG:O	3:F:88:GLN:HB2	2.19	0.42
3:I:207:LEU:HG	3:I:212:LEU:HD22	2.01	0.42
3:I:339:GLU:OE1	3:I:339:GLU:HA	2.19	0.42
1:J:13:LEU:HD13	1:J:86:ALA:HA	2.01	0.42

*Continued on next page...*

*Continued from previous page...*

Atom-1	Atom-2	Interatomic distance (Å)	Clash overlap (Å)
6:D:2277:HOH:O	3:F:109:THR:HG22	2.16	0.42
3:F:266:ASP:O	3:F:269:SER:HB3	2.20	0.42
2:H:144:ASN:HD22	2:H:147:ASN:ND2	2.17	0.42
2:K:149:GLN:O	2:K:153:THR:HG22	2.19	0.42
3:L:259:ARG:NH1	3:L:259:ARG:CB	2.78	0.42
1:G:202:GLU:HA	1:G:205:GLN:HG2	2.01	0.42
2:H:93:ASP:O	2:H:95:THR:N	2.45	0.42
3:I:18:THR:HG23	3:I:20:ASP:C	2.40	0.42
2:K:58:PHE:O	2:K:59:ALA:C	2.58	0.42
3:C:291:VAL:HG21	3:C:315:PHE:CD2	2.54	0.42
3:C:298:ILE:HD13	3:C:305:LEU:CD2	2.49	0.42
2:E:102:HIS:HB3	2:E:127:ASP:HA	2.02	0.42
2:E:80:HIS:O	2:E:83:LYS:O	2.37	0.42
3:F:339:GLU:OE1	3:F:339:GLU:HA	2.20	0.42
1:J:189:MET:O	1:J:190:ASP:CB	2.63	0.42
1:J:202:GLU:C	1:J:204:ALA:N	2.73	0.42
2:K:160:LYS:HG2	2:K:164:GLU:OE2	2.20	0.42
3:F:183:PHE:CE1	3:F:207:LEU:HD11	2.53	0.42
3:I:18:THR:HG23	3:I:20:ASP:O	2.20	0.42
3:L:252:ASN:ND2	3:L:280:ARG:HB3	2.35	0.42
2:B:102:HIS:CE1	2:B:122:TRP:HE1	2.37	0.42
1:A:177:VAL:HG23	2:B:38:ILE:CD1	2.49	0.42
2:E:88:LEU:HD23	2:E:89:LEU:N	2.35	0.42
3:F:344:GLU:CG	3:F:345:GLU:N	2.83	0.42
3:I:18:THR:HG22	3:I:21:GLU:HG3	2.01	0.42
3:I:344:GLU:CG	3:I:345:GLU:N	2.82	0.42
3:L:72:THR:HG23	6:L:409:HOH:O	2.18	0.42
1:A:178:ALA:O	1:A:179:MET:CB	2.67	0.42
1:D:171:ASP:OD1	1:D:173:ASN:N	2.49	0.42
3:I:66:GLU:OE1	3:I:100:ARG:HB2	2.20	0.42
2:K:102:HIS:CE1	2:K:122:TRP:HE1	2.37	0.42
2:B:59:ALA:CB	2:B:65:PRO:HA	2.48	0.42
2:E:164:GLU:O	2:E:165:ARG:C	2.58	0.42
3:F:231:LEU:HA	3:F:231:LEU:HD12	1.91	0.42
2:H:57:ARG:HD3	2:H:136:GLU:OE2	2.20	0.42
2:H:40:THR:HB	2:H:43:GLU:OE2	2.19	0.42
2:K:51:MET:HE3	2:K:142:PHE:CD1	2.55	0.42
1:A:124:VAL:HG22	1:A:149:ILE:O	2.19	0.41
2:B:84:GLY:H	2:B:165:ARG:NH2	2.17	0.41
2:B:33:LEU:HA	2:B:34:PRO:HD3	1.90	0.41
2:B:88:LEU:HD23	2:B:89:LEU:N	2.34	0.41

*Continued on next page...*

*Continued from previous page...*

Atom-1	Atom-2	Interatomic distance (Å)	Clash overlap (Å)
2:H:33:LEU:HA	2:H:34:PRO:HD3	1.89	0.41
1:J:205:GLN:OE1	2:K:111:LYS:HE2	2.20	0.41
2:K:70:ARG:HG2	2:K:70:ARG:HH11	1.86	0.41
3:F:294:LEU:O	3:F:298:ILE:HG13	2.20	0.41
3:I:256:LEU:O	3:I:257:SER:CB	2.69	0.41
2:K:93:ASP:O	2:K:95:THR:N	2.47	0.41
1:A:183:ALA:HA	1:A:184:PRO:HD3	1.83	0.41
1:D:143:ASN:HA	2:E:22:ASN:HD22	1.81	0.41
1:D:189:MET:CG	1:D:193:LEU:HD22	2.51	0.41
3:F:242:SER:C	3:F:244:PRO:HD3	2.41	0.41
1:J:137:VAL:O	1:J:140:ARG:HB2	2.20	0.41
3:I:238:ILE:HG21	3:L:238:ILE:HG21	2.02	0.41
1:A:81:ILE:HD13	1:A:82:GLN:HG3	2.01	0.41
3:C:96:LEU:O	3:C:121:HIS:HE1	2.03	0.41
3:C:138:ALA:O	3:C:142:ILE:HG12	2.21	0.41
3:C:146:LEU:HD12	3:C:146:LEU:HA	1.91	0.41
3:C:84:ARG:O	3:C:88:GLN:HB2	2.20	0.41
2:E:134:LYS:HA	2:E:135:PRO:HD3	1.96	0.41
2:H:167:LYS:HD2	2:H:167:LYS:H	1.85	0.41
2:H:46:GLU:O	2:H:47:GLU:CB	2.69	0.41
1:J:93:THR:HG21	1:J:126:ILE:HG21	2.02	0.41
3:L:18:THR:HG23	3:L:20:ASP:C	2.41	0.41
3:L:18:THR:HG23	3:L:20:ASP:O	2.20	0.41
2:B:123:ASN:HD22	2:B:124:THR:N	2.12	0.41
2:E:59:ALA:CB	2:E:65:PRO:HA	2.48	0.41
2:E:86:ILE:HD12	2:E:162:ILE:HD11	2.02	0.41
1:J:43:LEU:HD22	3:L:76:LYS:HA	2.02	0.41
3:C:231:LEU:HD12	3:C:231:LEU:HA	1.93	0.41
3:C:72:THR:HG22	6:C:427:HOH:O	2.20	0.41
1:D:16:VAL:CG1	1:D:17:GLY:N	2.83	0.41
2:E:144:ASN:HD22	2:E:147:ASN:HD21	1.69	0.41
1:D:177:VAL:HG23	2:E:38:ILE:CD1	2.50	0.41
2:E:46:GLU:HB3	2:E:47:GLU:H	1.69	0.41
3:F:96:LEU:O	3:F:121:HIS:HE1	2.04	0.41
3:L:99:VAL:HG12	3:L:124:LEU:CD1	2.50	0.41
3:L:329:PHE:CD2	3:L:335:GLY:HA3	2.56	0.41
1:A:189:MET:O	1:A:190:ASP:CB	2.62	0.41
2:B:144:ASN:HD22	2:B:147:ASN:HD21	1.69	0.41
3:F:91:LEU:HA	3:F:91:LEU:HD23	1.92	0.41
2:H:109:GLU:O	2:H:110:LEU:HD23	2.20	0.41
3:L:199:ILE:HG22	3:L:204:ILE:HD12	2.02	0.41

*Continued on next page...*

*Continued from previous page...*

Atom-1	Atom-2	Interatomic distance (Å)	Clash overlap (Å)
2:B:95:THR:HG23	2:B:97:LYS:H	1.86	0.41
2:E:113:ASN:O	2:E:114:ALA:C	2.58	0.41
1:G:137:VAL:O	1:G:140:ARG:HB2	2.20	0.41
2:H:113:ASN:O	2:H:114:ALA:C	2.58	0.41
1:J:202:GLU:HA	1:J:205:GLN:HG2	2.02	0.41
3:L:242:SER:C	3:L:244:PRO:HD3	2.40	0.41
1:A:137:VAL:O	1:A:140:ARG:HB2	2.21	0.41
2:B:57:ARG:HD3	2:B:136:GLU:OE2	2.21	0.41
3:C:170:ARG:HG2	6:C:412:HOH:O	2.21	0.41
3:C:242:SER:C	3:C:244:PRO:HD3	2.41	0.41
3:C:329:PHE:CD2	3:C:335:GLY:HA3	2.56	0.41
2:H:102:HIS:HB3	2:H:127:ASP:HA	2.02	0.41
2:H:67:TRP:CH2	2:H:139:ALA:HB2	2.56	0.41
2:K:144:ASN:HD22	2:K:147:ASN:HD21	1.68	0.41
3:C:317:GLU:CB	6:C:441:HOH:O	2.67	0.41
1:D:28:LYS:O	1:D:31:LEU:HD12	2.21	0.41
1:D:72:PHE:HE2	1:D:104:TRP:CD2	2.39	0.41
1:J:195:ALA:C	1:J:197:TYR:H	2.23	0.41
3:L:274:ILE:HG22	3:L:276:LEU:H	1.86	0.41
2:B:113:ASN:O	2:B:114:ALA:C	2.59	0.41
2:B:144:ASN:HD22	2:B:147:ASN:ND2	2.19	0.41
1:D:178:ALA:HB3	2:E:38:ILE:HD11	2.03	0.41
3:I:128:TYR:CE2	3:I:165:ILE:HG13	2.56	0.41
1:J:182:LEU:HD12	1:J:182:LEU:N	2.36	0.41
1:A:28:LYS:O	1:A:31:LEU:HD12	2.21	0.40
3:C:114:LEU:HD12	3:C:114:LEU:HA	1.94	0.40
1:D:13:LEU:HD13	1:D:86:ALA:HA	2.04	0.40
2:E:67:TRP:CH2	2:E:139:ALA:HB2	2.56	0.40
3:I:329:PHE:CG	3:I:335:GLY:HA3	2.56	0.40
1:J:146:TYR:CG	1:J:147:TYR:N	2.89	0.40
2:K:109:GLU:CD	2:K:109:GLU:N	2.67	0.40
3:L:183:PHE:CE1	3:L:207:LEU:HD11	2.56	0.40
2:B:46:GLU:HB3	2:B:47:GLU:H	1.69	0.40
3:F:146:LEU:HA	3:F:146:LEU:HD12	1.91	0.40
1:G:195:ALA:C	1:G:197:TYR:H	2.25	0.40
3:I:84:ARG:O	3:I:88:GLN:HB2	2.21	0.40
2:K:62:ASN:HB3	2:K:64:LEU:CD2	2.51	0.40
1:A:202:GLU:HA	1:A:205:GLN:HG2	2.03	0.40
1:D:31:LEU:HB3	1:D:50:LEU:HD21	2.04	0.40
3:I:114:LEU:HA	3:I:114:LEU:HD12	1.95	0.40
3:I:138:ALA:O	3:I:142:ILE:HG12	2.21	0.40

*Continued on next page...*

Continued from previous page...

Atom-1	Atom-2	Interatomic distance (Å)	Clash overlap (Å)
3:I:184:GLN:NE2	3:L:270:LYS:NZ	2.66	0.40
1:A:55:ASN:OD1	1:A:174:LEU:HD12	2.22	0.40
3:C:344:GLU:CG	3:C:345:GLU:N	2.83	0.40
2:E:123:ASN:HD22	2:E:124:THR:N	2.11	0.40
2:E:63:ASP:O	2:E:65:PRO:HD3	2.22	0.40
3:F:18:THR:HG22	3:F:21:GLU:HG3	2.02	0.40
3:I:231:LEU:HA	3:I:231:LEU:HD12	1.90	0.40
3:L:207:LEU:HG	3:L:212:LEU:HD22	2.04	0.40
3:C:18:THR:HG23	3:C:20:ASP:C	2.42	0.40
3:C:207:LEU:HG	3:C:212:LEU:HD22	2.03	0.40
3:C:259:ARG:CZ	3:C:259:ARG:HB3	2.51	0.40
2:E:70:ARG:HG2	2:E:70:ARG:HH11	1.87	0.40
3:F:334:ARG:CZ	3:F:334:ARG:HB3	2.52	0.40
1:G:13:LEU:HD13	1:G:86:ALA:HA	2.04	0.40
1:G:178:ALA:O	1:G:179:MET:CB	2.69	0.40
1:G:203:VAL:O	1:G:203:VAL:HG12	2.22	0.40
3:I:259:ARG:NH1	3:I:259:ARG:CB	2.80	0.40
3:C:331:THR:CG2	1:J:142:LYS:HA	2.50	0.40
1:J:202:GLU:O	1:J:206:THR:HG23	2.22	0.40
2:K:70:ARG:HA	2:K:70:ARG:HD2	1.82	0.40
3:L:21:GLU:O	3:L:24:VAL:HB	2.22	0.40

There are no symmetry-related clashes.

## 5.3 Torsion angles [\(i\)](#)

### 5.3.1 Protein backbone [\(i\)](#)

In the following table, the Percentiles column shows the percent Ramachandran outliers of the chain as a percentile score with respect to all X-ray entries followed by that with respect to entries of similar resolution.

The Analysed column shows the number of residues for which the backbone conformation was analysed, and the total number of residues.

Mol	Chain	Analysed	Favoured	Allowed	Outliers	Percentiles
1	A	204/216 (94%)	174 (85%)	17 (8%)	13 (6%)	<b>1</b> <b>2</b>
1	D	204/216 (94%)	176 (86%)	15 (7%)	13 (6%)	<b>1</b> <b>2</b>
1	G	204/216 (94%)	174 (85%)	17 (8%)	13 (6%)	<b>1</b> <b>2</b>
1	J	204/216 (94%)	175 (86%)	16 (8%)	13 (6%)	<b>1</b> <b>2</b>

Continued on next page...

*Continued from previous page...*

Mol	Chain	Analysed	Favoured	Allowed	Outliers	Percentiles	
2	B	144/201 (72%)	121 (84%)	15 (10%)	8 (6%)	2	3
2	E	144/201 (72%)	119 (83%)	17 (12%)	8 (6%)	2	3
2	H	144/201 (72%)	121 (84%)	15 (10%)	8 (6%)	2	3
2	K	144/201 (72%)	121 (84%)	15 (10%)	8 (6%)	2	3
3	C	342/386 (89%)	301 (88%)	38 (11%)	3 (1%)	20	46
3	F	342/386 (89%)	302 (88%)	37 (11%)	3 (1%)	20	46
3	I	342/386 (89%)	305 (89%)	34 (10%)	3 (1%)	20	46
3	L	342/386 (89%)	305 (89%)	34 (10%)	3 (1%)	20	46
All	All	2760/3212 (86%)	2394 (87%)	270 (10%)	96 (4%)	4	9

All (96) Ramachandran outliers are listed below:

Mol	Chain	Res	Type
1	A	106	ARG
1	A	179	MET
1	A	189	MET
1	A	190	ASP
1	A	191	PRO
2	B	45	GLU
2	B	46	GLU
2	B	59	ALA
2	B	60	SER
2	B	165	ARG
1	D	179	MET
1	D	189	MET
1	D	190	ASP
1	D	191	PRO
2	E	45	GLU
2	E	46	GLU
2	E	59	ALA
2	E	60	SER
2	E	165	ARG
1	G	106	ARG
1	G	179	MET
1	G	189	MET
1	G	190	ASP
1	G	191	PRO
2	H	45	GLU
2	H	46	GLU

*Continued on next page...*

*Continued from previous page...*

<b>Mol</b>	<b>Chain</b>	<b>Res</b>	<b>Type</b>
2	H	59	ALA
2	H	60	SER
2	H	165	ARG
1	J	106	ARG
1	J	179	MET
1	J	189	MET
1	J	190	ASP
1	J	191	PRO
2	K	45	GLU
2	K	46	GLU
2	K	59	ALA
2	K	60	SER
2	K	165	ARG
1	A	178	ALA
1	A	196	GLN
2	B	116	SER
1	D	106	ARG
1	D	178	ALA
1	D	196	GLN
2	E	116	SER
3	F	172	GLU
1	G	178	ALA
1	G	196	GLN
2	H	116	SER
1	J	178	ALA
1	J	196	GLN
1	A	194	ALA
3	C	172	GLU
1	D	194	ALA
2	E	47	GLU
1	G	194	ALA
2	H	47	GLU
3	I	172	GLU
1	J	194	ALA
2	K	47	GLU
2	K	116	SER
3	L	172	GLU
3	L	336	GLU
1	A	186	GLU
1	A	187	VAL
1	A	195	ALA
2	B	47	GLU

*Continued on next page...*

*Continued from previous page...*

Mol	Chain	Res	Type
3	C	336	GLU
1	D	186	GLU
1	D	187	VAL
1	D	195	ALA
3	F	336	GLU
1	G	186	GLU
1	G	187	VAL
1	G	195	ALA
3	I	336	GLU
1	J	186	GLU
1	J	195	ALA
1	A	188	VAL
1	D	188	VAL
1	D	210	PRO
1	G	188	VAL
1	G	210	PRO
1	J	187	VAL
1	J	188	VAL
1	J	210	PRO
1	A	210	PRO
2	H	65	PRO
2	B	65	PRO
2	K	65	PRO
2	E	65	PRO
3	C	16	ILE
3	F	16	ILE
3	I	16	ILE
3	L	16	ILE

### 5.3.2 Protein sidechains [i](#)

In the following table, the Percentiles column shows the percent sidechain outliers of the chain as a percentile score with respect to all X-ray entries followed by that with respect to entries of similar resolution.

The Analysed column shows the number of residues for which the sidechain conformation was analysed, and the total number of residues.

Mol	Chain	Analysed	Rotameric	Outliers	Percentiles	
1	A	178/185 (96%)	165 (93%)	13 (7%)	16	38
1	D	178/185 (96%)	165 (93%)	13 (7%)	16	38
1	G	178/185 (96%)	165 (93%)	13 (7%)	16	38

*Continued on next page...*



*Continued from previous page...*

Mol	Chain	Analysed	Rotameric	Outliers	Percentiles	
1	J	178/185 (96%)	166 (93%)	12 (7%)	19	42
2	B	131/176 (74%)	119 (91%)	12 (9%)	11	24
2	E	131/176 (74%)	119 (91%)	12 (9%)	11	24
2	H	131/176 (74%)	119 (91%)	12 (9%)	11	24
2	K	131/176 (74%)	119 (91%)	12 (9%)	11	24
3	C	295/334 (88%)	277 (94%)	18 (6%)	22	47
3	F	295/334 (88%)	277 (94%)	18 (6%)	22	47
3	I	295/334 (88%)	277 (94%)	18 (6%)	22	47
3	L	295/334 (88%)	277 (94%)	18 (6%)	22	47
All	All	2416/2780 (87%)	2245 (93%)	171 (7%)	17	39

All (171) residues with a non-rotameric sidechain are listed below:

Mol	Chain	Res	Type
1	A	13	LEU
1	A	16	VAL
1	A	28	LYS
1	A	31	LEU
1	A	81	ILE
1	A	97	THR
1	A	111	VAL
1	A	118	VAL
1	A	140	ARG
1	A	141	LYS
1	A	157	PHE
1	A	158	GLU
1	A	186	GLU
2	B	26	GLN
2	B	46	GLU
2	B	57	ARG
2	B	63	ASP
2	B	64	LEU
2	B	75	VAL
2	B	109	GLU
2	B	118	ARG
2	B	123	ASN
2	B	146	GLU
2	B	156	GLU
2	B	166	GLU

*Continued on next page...*

*Continued from previous page...*

<b>Mol</b>	<b>Chain</b>	<b>Res</b>	<b>Type</b>
3	C	19	GLU
3	C	29	LEU
3	C	43	THR
3	C	66	GLU
3	C	78	GLU
3	C	81	GLU
3	C	109	THR
3	C	112	GLU
3	C	114	LEU
3	C	146	LEU
3	C	192	VAL
3	C	196	GLN
3	C	208	LEU
3	C	212	LEU
3	C	247	ARG
3	C	278	THR
3	C	293	THR
3	C	296	THR
1	D	13	LEU
1	D	16	VAL
1	D	28	LYS
1	D	31	LEU
1	D	81	ILE
1	D	97	THR
1	D	111	VAL
1	D	118	VAL
1	D	140	ARG
1	D	141	LYS
1	D	157	PHE
1	D	158	GLU
1	D	186	GLU
2	E	26	GLN
2	E	46	GLU
2	E	57	ARG
2	E	63	ASP
2	E	64	LEU
2	E	75	VAL
2	E	109	GLU
2	E	118	ARG
2	E	123	ASN
2	E	146	GLU
2	E	156	GLU

*Continued on next page...*

*Continued from previous page...*

<b>Mol</b>	<b>Chain</b>	<b>Res</b>	<b>Type</b>
2	E	166	GLU
3	F	19	GLU
3	F	29	LEU
3	F	43	THR
3	F	66	GLU
3	F	78	GLU
3	F	81	GLU
3	F	109	THR
3	F	112	GLU
3	F	114	LEU
3	F	146	LEU
3	F	192	VAL
3	F	196	GLN
3	F	208	LEU
3	F	212	LEU
3	F	247	ARG
3	F	278	THR
3	F	293	THR
3	F	296	THR
1	G	13	LEU
1	G	16	VAL
1	G	28	LYS
1	G	31	LEU
1	G	81	ILE
1	G	97	THR
1	G	111	VAL
1	G	118	VAL
1	G	140	ARG
1	G	141	LYS
1	G	157	PHE
1	G	158	GLU
1	G	186	GLU
2	H	26	GLN
2	H	46	GLU
2	H	57	ARG
2	H	63	ASP
2	H	64	LEU
2	H	75	VAL
2	H	109	GLU
2	H	118	ARG
2	H	123	ASN
2	H	146	GLU

*Continued on next page...*

*Continued from previous page...*

<b>Mol</b>	<b>Chain</b>	<b>Res</b>	<b>Type</b>
2	H	156	GLU
2	H	166	GLU
3	I	19	GLU
3	I	29	LEU
3	I	43	THR
3	I	66	GLU
3	I	78	GLU
3	I	81	GLU
3	I	109	THR
3	I	112	GLU
3	I	114	LEU
3	I	146	LEU
3	I	192	VAL
3	I	196	GLN
3	I	208	LEU
3	I	212	LEU
3	I	247	ARG
3	I	278	THR
3	I	293	THR
3	I	296	THR
1	J	13	LEU
1	J	16	VAL
1	J	28	LYS
1	J	31	LEU
1	J	81	ILE
1	J	97	THR
1	J	118	VAL
1	J	140	ARG
1	J	141	LYS
1	J	157	PHE
1	J	158	GLU
1	J	186	GLU
2	K	26	GLN
2	K	46	GLU
2	K	57	ARG
2	K	63	ASP
2	K	64	LEU
2	K	75	VAL
2	K	109	GLU
2	K	118	ARG
2	K	123	ASN
2	K	146	GLU

*Continued on next page...*

*Continued from previous page...*

Mol	Chain	Res	Type
2	K	156	GLU
2	K	166	GLU
3	L	19	GLU
3	L	29	LEU
3	L	43	THR
3	L	66	GLU
3	L	78	GLU
3	L	81	GLU
3	L	109	THR
3	L	112	GLU
3	L	114	LEU
3	L	146	LEU
3	L	192	VAL
3	L	196	GLN
3	L	208	LEU
3	L	212	LEU
3	L	247	ARG
3	L	278	THR
3	L	293	THR
3	L	296	THR

Some sidechains can be flipped to improve hydrogen bonding and reduce clashes. All (73) such sidechains are listed below:

Mol	Chain	Res	Type
1	A	10	GLN
1	A	30	HIS
1	A	100	ASN
1	A	143	ASN
1	A	156	ASN
2	B	22	ASN
2	B	102	HIS
2	B	113	ASN
2	B	123	ASN
2	B	147	ASN
3	C	111	GLN
3	C	121	HIS
3	C	130	HIS
3	C	131	ASN
3	C	173	ASN
3	C	186	HIS
3	C	206	HIS
3	C	252	ASN

*Continued on next page...*

*Continued from previous page...*

<b>Mol</b>	<b>Chain</b>	<b>Res</b>	<b>Type</b>
1	D	10	GLN
1	D	30	HIS
1	D	143	ASN
1	D	156	ASN
2	E	22	ASN
2	E	102	HIS
2	E	113	ASN
2	E	123	ASN
2	E	147	ASN
3	F	111	GLN
3	F	121	HIS
3	F	130	HIS
3	F	131	ASN
3	F	173	ASN
3	F	186	HIS
3	F	206	HIS
3	F	245	ASN
3	F	252	ASN
1	G	10	GLN
1	G	30	HIS
1	G	100	ASN
1	G	143	ASN
1	G	156	ASN
2	H	22	ASN
2	H	102	HIS
2	H	113	ASN
2	H	123	ASN
2	H	147	ASN
3	I	111	GLN
3	I	121	HIS
3	I	130	HIS
3	I	131	ASN
3	I	147	GLN
3	I	173	ASN
3	I	184	GLN
3	I	186	HIS
3	I	252	ASN
1	J	10	GLN
1	J	30	HIS
1	J	100	ASN
1	J	143	ASN
1	J	156	ASN

*Continued on next page...*

*Continued from previous page...*

Mol	Chain	Res	Type
2	K	22	ASN
2	K	102	HIS
2	K	113	ASN
2	K	123	ASN
2	K	147	ASN
3	L	111	GLN
3	L	121	HIS
3	L	130	HIS
3	L	131	ASN
3	L	173	ASN
3	L	186	HIS
3	L	206	HIS
3	L	252	ASN

### 5.3.3 RNA [i](#)

There are no RNA molecules in this entry.

### 5.4 Non-standard residues in protein, DNA, RNA chains [i](#)

There are no non-standard protein/DNA/RNA residues in this entry.

### 5.5 Carbohydrates [i](#)

There are no carbohydrates in this entry.

### 5.6 Ligand geometry [i](#)

Of 8 ligands modelled in this entry, 4 are monoatomic - leaving 4 for Mogul analysis.

In the following table, the Counts columns list the number of bonds (or angles) for which Mogul statistics could be retrieved, the number of bonds (or angles) that are observed in the model and the number of bonds (or angles) that are defined in the chemical component dictionary. The Link column lists molecule types, if any, to which the group is linked. The Z score for a bond length (or angle) is the number of standard deviations the observed value is removed from the expected value. A bond length (or angle) with  $|Z| > 2$  is considered an outlier worth inspection. RMSZ is the root-mean-square of all Z scores of the bond lengths (or angles).

Mol	Type	Chain	Res	Link	Bond lengths			Bond angles		
					Counts	RMSZ	$\# Z  > 2$	Counts	RMSZ	$\# Z  > 2$
5	GNP	A	1250	4	27,34,34	2.19	7 (25%)	26,54,54	1.64	4 (15%)

Mol	Type	Chain	Res	Link	Bond lengths			Bond angles		
					Counts	RMSZ	# Z  > 2	Counts	RMSZ	# Z  > 2
5	GNP	D	2250	4	27,34,34	2.20	7 (25%)	26,54,54	1.66	5 (19%)
5	GNP	G	3250	4	27,34,34	2.16	5 (18%)	26,54,54	1.57	4 (15%)
5	GNP	J	4250	4	27,34,34	2.23	7 (25%)	26,54,54	1.58	6 (23%)

In the following table, the Chirals column lists the number of chiral outliers, the number of chiral centers analysed, the number of these observed in the model and the number defined in the chemical component dictionary. Similar counts are reported in the Torsion and Rings columns. '-' means no outliers of that kind were identified.

Mol	Type	Chain	Res	Link	Chirals	Torsions	Rings
5	GNP	A	1250	4	-	1/16/38/38	0/3/3/3
5	GNP	D	2250	4	-	1/16/38/38	0/3/3/3
5	GNP	G	3250	4	-	1/16/38/38	0/3/3/3
5	GNP	J	4250	4	-	1/16/38/38	0/3/3/3

All (26) bond length outliers are listed below:

Mol	Chain	Res	Type	Atoms	Z	Observed(Å)	Ideal(Å)
5	A	1250	GNP	C4-N9	-7.02	1.38	1.47
5	J	4250	GNP	C4-N9	-6.80	1.38	1.47
5	D	2250	GNP	C4-N9	-6.64	1.38	1.47
5	G	3250	GNP	C4-N9	-6.46	1.39	1.47
5	A	1250	GNP	C5-C6	-4.04	1.45	1.53
5	D	2250	GNP	PG-O2G	-4.03	1.45	1.56
5	D	2250	GNP	PB-O2B	-3.92	1.46	1.56
5	A	1250	GNP	PG-O2G	-3.87	1.46	1.56
5	G	3250	GNP	PG-O2G	-3.85	1.46	1.56
5	G	3250	GNP	PB-O2B	-3.70	1.46	1.56
5	J	4250	GNP	PB-O2B	-3.66	1.46	1.56
5	G	3250	GNP	C5-C6	-3.64	1.46	1.53
5	J	4250	GNP	C5-C6	-3.46	1.46	1.53
5	J	4250	GNP	PG-O2G	-3.37	1.47	1.56
5	D	2250	GNP	C5-C6	-3.26	1.47	1.53
5	A	1250	GNP	PB-O2B	-3.07	1.48	1.56
5	A	1250	GNP	C8-N9	-2.44	1.39	1.46
5	D	2250	GNP	C8-N9	-2.19	1.40	1.46
5	J	4250	GNP	C8-N9	-2.11	1.40	1.46
5	D	2250	GNP	PB-O3A	2.49	1.62	1.59
5	A	1250	GNP	PB-O3A	2.81	1.62	1.59
5	A	1250	GNP	C6-N1	3.44	1.39	1.33
5	J	4250	GNP	PB-O3A	3.56	1.63	1.59
5	D	2250	GNP	C6-N1	3.85	1.39	1.33

*Continued on next page...*



*Continued from previous page...*

Mol	Chain	Res	Type	Atoms	Z	Observed(Å)	Ideal(Å)
5	J	4250	GNP	C6-N1	4.13	1.40	1.33
5	G	3250	GNP	C6-N1	4.21	1.40	1.33

All (19) bond angle outliers are listed below:

Mol	Chain	Res	Type	Atoms	Z	Observed(°)	Ideal(°)
5	G	3250	GNP	O3G-PG-O1G	-3.52	104.46	113.41
5	A	1250	GNP	O3G-PG-O1G	-3.51	104.50	113.41
5	D	2250	GNP	O6-C6-N1	-3.43	118.13	122.70
5	D	2250	GNP	O3G-PG-O1G	-3.42	104.72	113.41
5	J	4250	GNP	O6-C6-N1	-3.17	118.47	122.70
5	A	1250	GNP	O6-C6-N1	-3.16	118.49	122.70
5	J	4250	GNP	O3G-PG-O1G	-3.13	105.45	113.41
5	G	3250	GNP	O6-C6-N1	-2.84	118.91	122.70
5	D	2250	GNP	O2G-PG-O1G	-2.13	108.00	113.41
5	J	4250	GNP	O2G-PG-O1G	-2.03	108.25	113.41
5	J	4250	GNP	O1B-PB-N3B	2.06	114.88	111.79
5	J	4250	GNP	O1G-PG-N3B	2.18	115.05	111.79
5	G	3250	GNP	O1G-PG-N3B	2.28	115.20	111.79
5	D	2250	GNP	O1G-PG-N3B	2.43	115.42	111.79
5	A	1250	GNP	O1G-PG-N3B	2.52	115.56	111.79
5	G	3250	GNP	O6-C6-C5	4.66	128.60	119.69
5	J	4250	GNP	O6-C6-C5	4.77	128.81	119.69
5	A	1250	GNP	O6-C6-C5	4.87	129.01	119.69
5	D	2250	GNP	O6-C6-C5	5.02	129.29	119.69

There are no chirality outliers.

All (4) torsion outliers are listed below:

Mol	Chain	Res	Type	Atoms
5	G	3250	GNP	O1B-PB-N3B-PG
5	D	2250	GNP	O1B-PB-N3B-PG
5	A	1250	GNP	O1B-PB-N3B-PG
5	J	4250	GNP	O1B-PB-N3B-PG

There are no ring outliers.

4 monomers are involved in 14 short contacts:

Mol	Chain	Res	Type	Clashes	Symm-Clashes
5	A	1250	GNP	2	0
5	D	2250	GNP	3	0

*Continued on next page...*

*Continued from previous page...*

Mol	Chain	Res	Type	Clashes	Symm-Clashes
5	G	3250	GNP	3	0
5	J	4250	GNP	6	0

## 5.7 Other polymers [i](#)

There are no such residues in this entry.

## 5.8 Polymer linkage issues [i](#)

There are no chain breaks in this entry.

## 6 Fit of model and data i

### 6.1 Protein, DNA and RNA chains i

In the following table, the column labelled ‘#RSRZ > 2’ contains the number (and percentage) of RSRZ outliers, followed by percent RSRZ outliers for the chain as percentile scores relative to all X-ray entries and entries of similar resolution. The OWAB column contains the minimum, median, 95<sup>th</sup> percentile and maximum values of the occupancy-weighted average B-factor per residue. The column labelled ‘Q < 0.9’ lists the number of (and percentage) of residues with an average occupancy less than 0.9.

Mol	Chain	Analysed	<RSRZ>	#RSRZ>2	OWAB(Å <sup>2</sup> )	Q<0.9
1	A	206/216 (95%)	0.27	21 (10%) <span style="border: 1px solid red; padding: 2px;">7</span> <span style="border: 1px solid red; padding: 2px;">5</span>	27, 46, 132, 170	0
1	D	206/216 (95%)	0.46	20 (9%) <span style="border: 1px solid red; padding: 2px;">8</span> <span style="border: 1px solid red; padding: 2px;">6</span>	21, 46, 146, 188	0
1	G	206/216 (95%)	0.35	21 (10%) <span style="border: 1px solid red; padding: 2px;">7</span> <span style="border: 1px solid red; padding: 2px;">5</span>	28, 49, 127, 168	0
1	J	206/216 (95%)	0.21	19 (9%) <span style="border: 1px solid red; padding: 2px;">10</span> <span style="border: 1px solid red; padding: 2px;">7</span>	24, 47, 117, 170	0
2	B	146/201 (72%)	0.65	24 (16%) <span style="border: 1px solid red; padding: 2px;">2</span> <span style="border: 1px solid red; padding: 2px;">1</span>	36, 72, 130, 159	0
2	E	146/201 (72%)	1.27	41 (28%) <span style="border: 1px solid red; padding: 2px;">1</span> <span style="border: 1px solid red; padding: 2px;">0</span>	41, 88, 138, 159	0
2	H	146/201 (72%)	0.88	25 (17%) <span style="border: 1px solid red; padding: 2px;">2</span> <span style="border: 1px solid red; padding: 2px;">1</span>	41, 71, 138, 176	0
2	K	146/201 (72%)	0.54	18 (12%) <span style="border: 1px solid red; padding: 2px;">5</span> <span style="border: 1px solid red; padding: 2px;">4</span>	28, 73, 126, 149	0
3	C	344/386 (89%)	-0.15	4 (1%) <span style="border: 1px solid blue; padding: 2px;">79</span> <span style="border: 1px solid blue; padding: 2px;">80</span>	21, 42, 76, 135	0
3	F	344/386 (89%)	-0.12	11 (3%) <span style="border: 1px solid gray; padding: 2px;">48</span> <span style="border: 1px solid gray; padding: 2px;">48</span>	24, 45, 83, 135	0
3	I	344/386 (89%)	-0.13	4 (1%) <span style="border: 1px solid blue; padding: 2px;">79</span> <span style="border: 1px solid blue; padding: 2px;">80</span>	23, 45, 81, 114	0
3	L	344/386 (89%)	-0.07	9 (2%) <span style="border: 1px solid gray; padding: 2px;">56</span> <span style="border: 1px solid gray; padding: 2px;">56</span>	22, 45, 90, 143	0
All	All	2784/3212 (86%)	0.21	217 (7%) <span style="border: 1px solid red; padding: 2px;">14</span> <span style="border: 1px solid red; padding: 2px;">12</span>	21, 49, 120, 188	0

All (217) RSRZ outliers are listed below:

Mol	Chain	Res	Type	RSRZ
1	D	189	MET	15.1
1	D	191	PRO	12.0
1	D	192	ALA	11.3
1	G	192	ALA	10.5
1	D	188	VAL	10.5
1	G	191	PRO	10.2
2	H	63	ASP	10.0
1	D	187	VAL	9.6
1	A	190	ASP	8.7
1	D	195	ALA	8.6
1	D	190	ASP	8.0

*Continued on next page...*

*Continued from previous page...*

<b>Mol</b>	<b>Chain</b>	<b>Res</b>	<b>Type</b>	<b>RSRZ</b>
1	D	194	ALA	7.7
2	H	22	ASN	7.5
1	A	187	VAL	7.3
2	B	63	ASP	7.2
1	J	189	MET	7.1
1	A	192	ALA	7.1
2	E	107	MET	6.6
2	H	23	HIS	6.5
1	A	191	PRO	6.4
1	A	212	GLU	6.4
1	A	188	VAL	6.3
1	G	197	TYR	6.2
1	J	190	ASP	6.2
1	A	197	TYR	6.1
2	B	23	HIS	5.8
2	E	116	SER	5.8
1	D	141	LYS	5.7
2	E	61	GLU	5.6
1	D	197	TYR	5.6
3	F	20	ASP	5.5
2	E	145	ALA	5.5
1	G	199	HIS	5.4
2	E	63	ASP	5.4
1	A	194	ALA	5.4
1	G	186	GLU	5.3
1	D	193	LEU	5.3
1	A	186	GLU	5.1
1	G	196	GLN	5.1
2	B	65	PRO	5.1
2	H	65	PRO	5.1
1	A	193	LEU	5.0
2	E	23	HIS	4.9
2	H	116	SER	4.9
1	G	193	LEU	4.8
2	E	117	ASP	4.8
2	B	61	GLU	4.7
1	G	141	LYS	4.7
2	E	22	ASN	4.7
1	G	140	ARG	4.6
1	D	199	HIS	4.6
1	G	212	GLU	4.6
2	E	49	PHE	4.5

*Continued on next page...*

*Continued from previous page...*

<b>Mol</b>	<b>Chain</b>	<b>Res</b>	<b>Type</b>	<b>RSRZ</b>
1	A	141	LYS	4.4
1	G	195	ALA	4.4
2	H	37	GLU	4.4
1	A	199	HIS	4.2
2	K	61	GLU	4.2
2	E	82	GLU	4.2
2	E	160	LYS	4.1
1	D	198	GLU	4.1
1	D	186	GLU	4.1
2	H	64	LEU	4.0
2	H	61	GLU	4.0
1	A	195	ALA	3.9
1	J	191	PRO	3.8
2	H	82	GLU	3.8
2	K	23	HIS	3.8
3	I	334	ARG	3.7
2	H	167	LYS	3.7
1	J	193	LEU	3.7
2	H	114	ALA	3.7
3	I	345	GLU	3.7
2	B	64	LEU	3.7
1	J	192	ALA	3.6
2	B	22	ASN	3.6
2	B	24	ASP	3.6
2	E	167	LYS	3.6
1	D	196	GLN	3.6
2	B	117	ASP	3.6
2	K	115	GLY	3.6
1	D	212	GLU	3.6
2	B	82	GLU	3.6
2	B	167	LYS	3.5
2	E	115	GLY	3.5
1	A	189	MET	3.5
2	E	144	ASN	3.5
1	A	211	ASP	3.5
1	G	187	VAL	3.5
1	G	194	ALA	3.4
3	I	333	GLY	3.4
2	K	63	ASP	3.4
2	H	28	GLU	3.4
3	L	345	GLU	3.4
1	G	189	MET	3.3

*Continued on next page...*

*Continued from previous page...*

<b>Mol</b>	<b>Chain</b>	<b>Res</b>	<b>Type</b>	<b>RSRZ</b>
3	C	341	ASP	3.3
1	D	202	GLU	3.2
2	H	24	ASP	3.2
1	J	197	TYR	3.2
2	E	143	LEU	3.2
2	H	115	GLY	3.2
2	B	115	GLY	3.2
1	J	196	GLN	3.1
1	G	190	ASP	3.1
1	A	213	ASP	3.1
1	D	213	ASP	3.1
1	J	212	GLU	3.1
2	B	166	GLU	3.1
1	A	202	GLU	3.1
2	H	117	ASP	3.0
3	F	32	ASP	3.0
2	K	38	ILE	3.0
2	K	132	CYS	3.0
2	B	28	GLU	3.0
2	E	165	ARG	3.0
2	E	46	GLU	2.9
2	E	66	GLU	2.9
2	E	67	TRP	2.9
2	B	37	GLU	2.9
2	B	45	GLU	2.9
3	F	31	ASP	2.9
2	E	65	PRO	2.9
3	F	345	GLU	2.9
2	E	62	ASN	2.8
2	B	140	ILE	2.8
2	B	26	GLN	2.8
3	F	19	GLU	2.8
1	G	213	ASP	2.7
2	E	140	ILE	2.7
2	E	45	GLU	2.7
2	E	149	GLN	2.7
1	G	211	ASP	2.7
2	K	145	ALA	2.7
3	L	52	LEU	2.7
2	H	140	ILE	2.7
3	F	157	ASN	2.7
3	C	310	LEU	2.7

*Continued on next page...*

*Continued from previous page...*

<b>Mol</b>	<b>Chain</b>	<b>Res</b>	<b>Type</b>	<b>RSRZ</b>
3	C	230	HIS	2.6
2	E	163	GLU	2.6
2	H	164	GLU	2.6
1	J	195	ALA	2.6
3	F	155	ALA	2.6
2	K	65	PRO	2.6
1	A	140	ARG	2.6
2	K	64	LEU	2.6
2	E	132	CYS	2.6
2	E	119	ALA	2.6
2	K	82	GLU	2.6
1	G	198	GLU	2.5
1	J	200	ASP	2.5
2	K	117	ASP	2.5
2	E	121	VAL	2.5
1	G	185	PRO	2.5
1	A	198	GLU	2.5
3	L	20	ASP	2.5
3	L	30	GLU	2.5
1	G	188	VAL	2.5
2	B	163	GLU	2.5
2	B	59	ALA	2.4
2	B	116	SER	2.4
2	K	144	ASN	2.4
3	L	327	GLU	2.4
2	H	26	GLN	2.4
2	K	62	ASN	2.4
1	G	144	LEU	2.4
2	K	114	ALA	2.4
2	E	64	LEU	2.4
2	H	66	GLU	2.4
3	L	320	ASP	2.3
2	B	62	ASN	2.3
2	K	107	MET	2.3
3	L	230	HIS	2.3
1	J	134	LYS	2.3
1	J	186	GLU	2.3
2	E	146	GLU	2.3
1	J	199	HIS	2.2
2	E	108	MET	2.2
3	F	2	ALA	2.2
2	K	110	LEU	2.2

*Continued on next page...*

*Continued from previous page...*

Mol	Chain	Res	Type	RSRZ
2	H	160	LYS	2.2
1	J	67	ALA	2.2
2	H	107	MET	2.2
2	E	24	ASP	2.2
2	E	60	SER	2.2
1	D	211	ASP	2.2
2	H	163	GLU	2.2
3	F	30	GLU	2.2
1	J	187	VAL	2.2
2	H	145	ALA	2.2
3	L	32	ASP	2.2
1	J	188	VAL	2.2
2	E	38	ILE	2.1
2	K	166	GLU	2.1
2	B	139	ALA	2.1
2	E	28	GLU	2.1
2	H	45	GLU	2.1
1	A	209	LEU	2.1
2	E	51	MET	2.1
3	C	19	GLU	2.1
2	B	60	SER	2.1
1	J	213	ASP	2.1
3	F	39	LEU	2.1
2	E	112	PRO	2.1
1	J	206	THR	2.1
2	E	84	GLY	2.1
3	F	52	LEU	2.1
1	J	211	ASP	2.1
3	L	310	LEU	2.0
2	B	146	GLU	2.0
2	E	111	LYS	2.0
3	I	281	LEU	2.0
1	A	185	PRO	2.0
2	E	133	PRO	2.0
2	H	53	ALA	2.0
2	K	84	GLY	2.0
1	D	206	THR	2.0
2	E	88	LEU	2.0

## 6.2 Non-standard residues in protein, DNA, RNA chains

There are no non-standard protein/DNA/RNA residues in this entry.



### 6.3 Carbohydrates [i](#)

There are no carbohydrates in this entry.

### 6.4 Ligands [i](#)

In the following table, the Atoms column lists the number of modelled atoms in the group and the number defined in the chemical component dictionary. LLDF column lists the quality of electron density of the group with respect to its neighbouring residues in protein, DNA or RNA chains. The B-factors column lists the minimum, median, 95<sup>th</sup> percentile and maximum values of B factors of atoms in the group. The column labelled 'Q< 0.9' lists the number of atoms with occupancy less than 0.9.

Mol	Type	Chain	Res	Atoms	RSCC	RSR	LLDF	B-factors( $\text{\AA}^2$ )	Q<0.9
5	GNP	G	3250	32/32	0.96	0.15	-0.73	37,37,37,37	0
5	GNP	A	1250	32/32	0.96	0.13	-0.81	37,37,37,37	0
4	MG	G	3251	1/1	0.97	0.13	-0.91	36,36,36,36	0
5	GNP	D	2250	32/32	0.98	0.13	-1.05	37,37,37,37	0
5	GNP	J	4250	32/32	0.97	0.12	-1.28	36,36,36,36	0
4	MG	J	4251	1/1	0.98	0.09	-1.81	44,44,44,44	0
4	MG	D	2251	1/1	0.96	0.08	-1.92	44,44,44,44	0
4	MG	A	1251	1/1	0.99	0.07	-2.49	29,29,29,29	0

### 6.5 Other polymers [i](#)

There are no such residues in this entry.